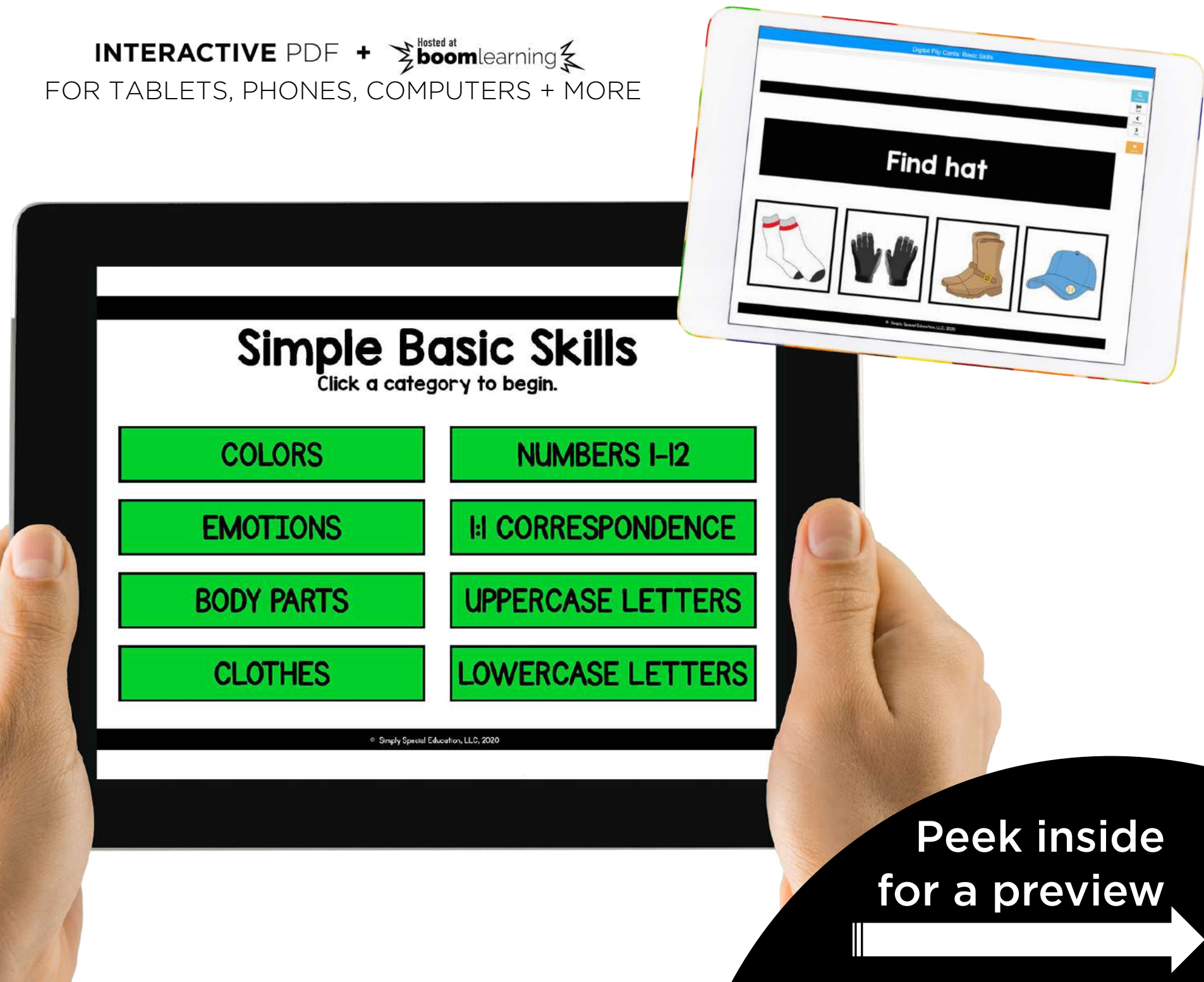


DIGITAL FLIP CARDS: BASIC SKILLS

INTERACTIVE PDF + BOOM CARDS™

INTERACTIVE PDF + Hosted at **boomlearning**
FOR TABLETS, PHONES, COMPUTERS + MORE




DIGITAL FLIP CARDS

These special education digital task cards are perfect to practice basic skills in a new way!

Inspired by my Simple Dry Erase resource, I created these virtual task cards to assist those who are distance learning or have a hybrid caseload.

Use this resource to reinforce basic skills and provide digital learning opportunities to your students.



16 DIGITAL FLIP CARDS

8 INTERACTIVE PDFs INCLUDED:

Digital Body Parts

Digital Clothes

Digital Colors

Digital Emotions

Digital Lowercase Letters

Digital Uppercase Letters

Digital Number Words (1-12)

Digital 1:1 Correspondence

8 BOOM CARDS™ DECKS INCLUDED:

Boom Cards™ Body Parts

Boom Cards™ Clothes

Boom Cards™ Colors

Boom Cards™ Emotions

Boom Cards™ Lowercase Letters


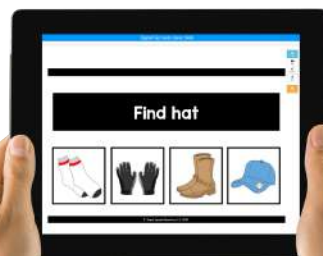
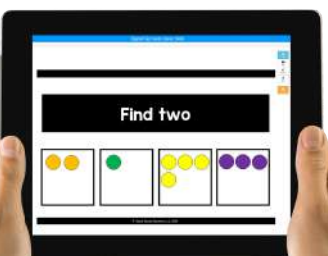
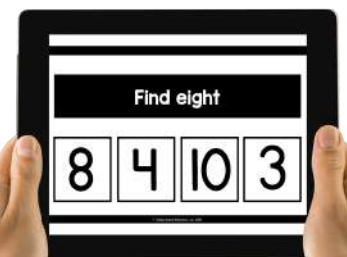
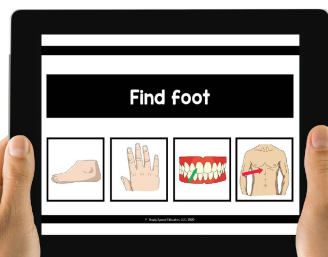

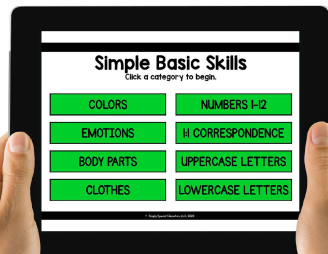
Boom Cards™ Uppercase Letters

Boom Cards™ Number Words (1-12)

Boom Cards™ 1:1 Correspondence



DIGITAL FLIP CARDS



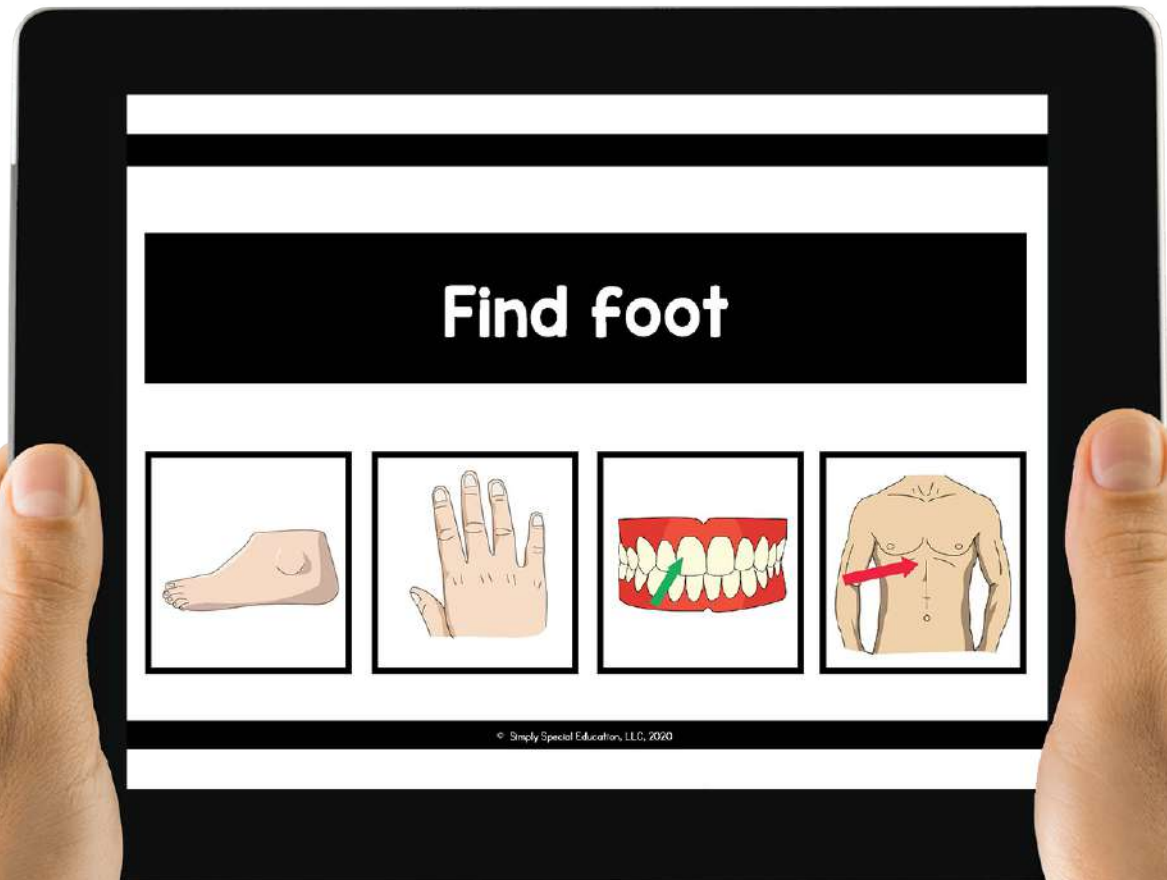
BODY PARTS

INCLUDES:

- 15 cards
- Matching word to picture
- Multiple choice from a field of 4

BODY PARTS INCLUDED:

- ear
- foot
- nose
- ear
- elbow
- eye
- mouth
- lips
- hand
- finger
- teeth
- wrist
- stomach
- leg
- hair



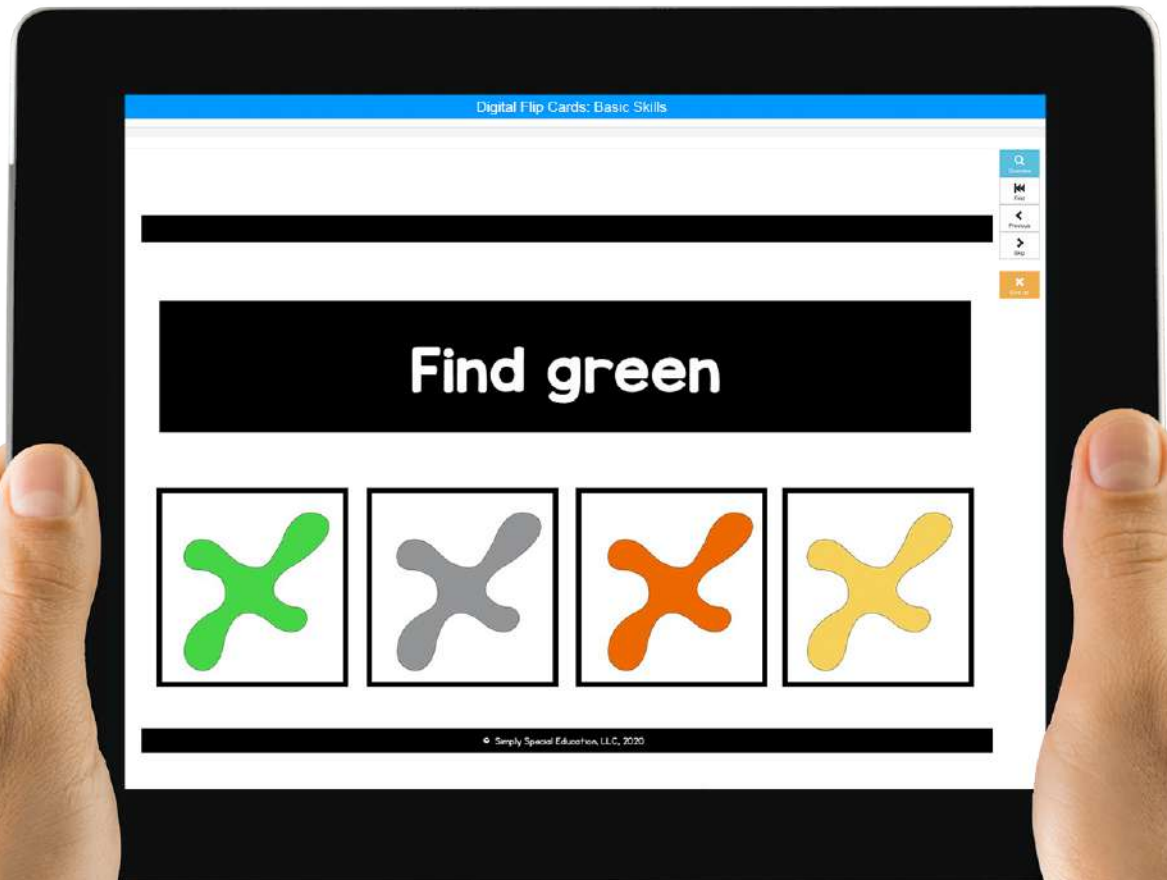
COLORS

INCLUDES:

- 12 cards
- Matching word to picture
- Multiple choice from a field of 4

COLORS INCLUDED:

- red
- blue
- green
- purple
- yellow
- orange
- white
- black
- gray
- pink
- brown
- tan




CLOTHES

INCLUDES:

- 12 cards
- Matching word to picture
- Multiple choice from a field of 4

CLOTHES INCLUDED:

- shirt
- pants
- hat
- underwear
- socks
- boots
- tank top
- coat
- skirt
- gloves
- scarf
- bathing suit



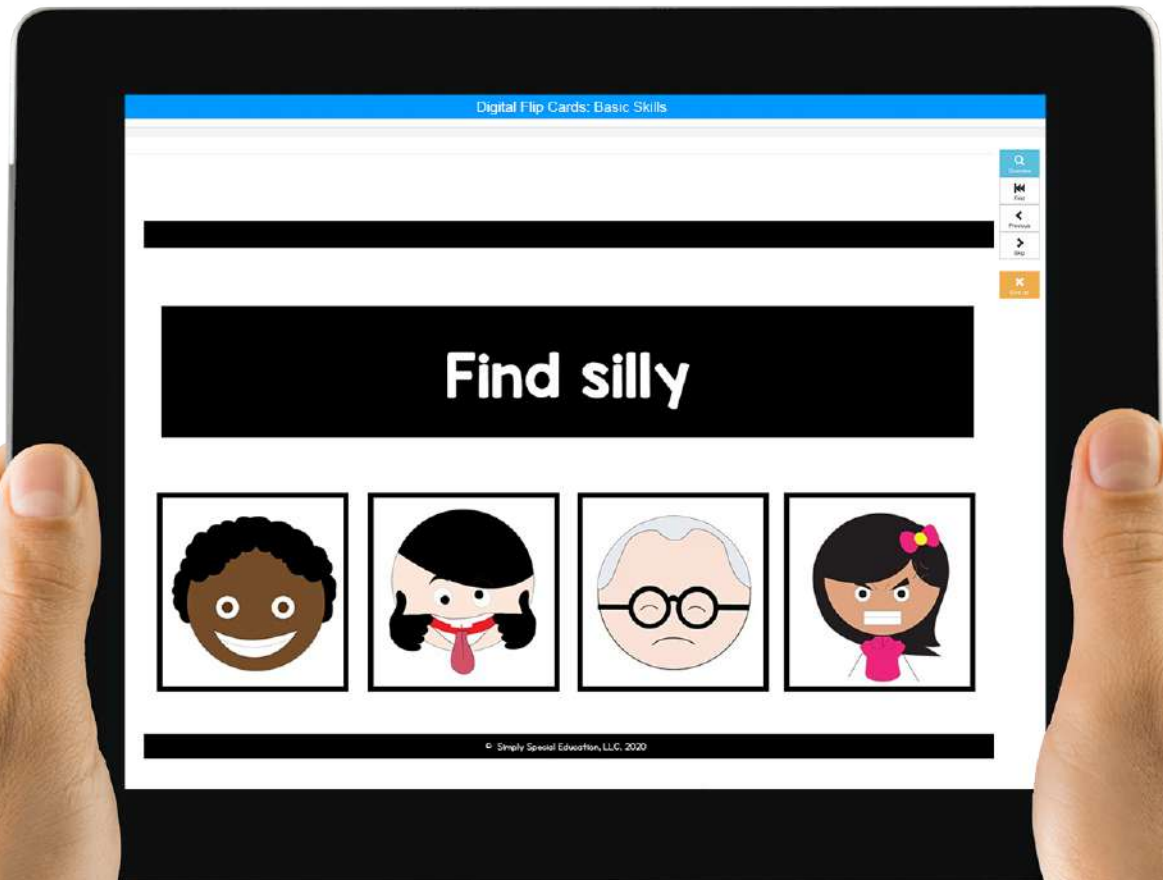
EMOTIONS

INCLUDES:

- 12 cards
- Matching word to picture
- Multiple choice from a field of 4

EMOTIONS INCLUDED:

- angry
- happy
- sad
- scared
- silly
- embarrassed
- tired
- sick
- hurt
- mad
- shy
- excited




LOWERCASE LETTERS

INCLUDES:

- 26 cards
- Matching letter to letter
- Multiple choice from a field of 4

INCLUDES ALL LETTERS




UPPERCASE LETTERS

INCLUDES:

- 26 cards
- Matching letter to letter
- Multiple choice from a field of 4

INCLUDES ALL LETTERS




1:1 CORRESPONDENCE

INCLUDES:

- 12 cards
- Matching word to picture
- Multiple choice from a field of 4

NUMBERS INCLUDED:

1-12



NUMBER WORDS

INCLUDES:

- 12 cards
- Matching word to number
- Multiple choice from a field of 4

NUMBERS INCLUDED:

1-12



HOW TO USE PDF

Open on an iPad:

- Download the PDF File
- Select "Open in iBooks"
- Save the PDF to iBooks
- Select the PDF
- Start Interacting!




Open on an iPhone:

- Download the PDF file
- Click "open with" or "more"
- Select "Copy to Books"
- File will open
- Save to Books
- Start Interacting!



Open on a Computer:

- Download the PDF file
- Open the file using Adobe Acrobat, iBooks, or your favorite PDF reader
- Start Interacting!




This resource can be used on any device with a PDF reader (like Adobe). This includes laptops, smartboards, iPads, iPhones, tablets, Chromebooks, etc. Most devices allow use within any internet browser like Chrome or Safari. Specific steps may vary depending on device iOS.

SELF CORRECTING

Each question includes interactive right and wrong answer screens.

Correct answer? Yay! Move on!

Wrong answer? Uh Oh! That's ok. Go back and try again.



PDF & BOOM CARDS

What is the difference between an interactive PDF and Boom Cards?

Interactive PDF:

Click to answer

No internet required, can be used offline

Immediate feedback given

Self correcting (can't move on until correct)

Can be used on any device with a free PDF reader

Can be uploaded to secure online teaching platforms that are password protected

Can be emailed to parents to access for at home learning

No data recorded

No sound

Boom Cards:

Click to answer

Internet required

Can use in app or web browser

Immediate feedback given

Questions can be read aloud to student

Self correcting (can't move on until correct)

Can be used on any modern device with internet access

Data is recorded and teacher can view immediately

Can differentiate by assigning different decks to different students

Students do not need login to play, but you receive data if they do login

Free for students and teachers to join

More questions about Boom? Click [here](#).



BOOM LEARNING


BOOM LEARNING VERSION INCLUDES:

Self correcting slides give a sound cue for right or wrong answers

ABOUT BOOM:

Teachers can assign the deck to students and view data.

Teachers can hide cards and choose the amount of cards assigned for each play.
Great for differentiation!





BOOM FAQ

How do I access the boom cards?

Click the link that says, “Click here to access your new Boom Cards™ deck!” in the *ACCESS BOOM PDF* included with your purchase download. Boom will prompt you with the rest.

How do I send to students?

When you make a teacher account you will make a classroom page. You will add students to the classroom and set their login information. Then you share that with the student. Once you have the students in your “classroom” you can assign them decks based on the student’s ability and needs. You can watch a video tutorial [here](#).

Is the order of cards the same every time?

The order will be randomized each time the student opens a Boom Cards™ deck.

Can I upload to Google Classroom? You would use a Fast Pin to send students a link to the deck that would open without login.

You can learn more about using Boom in Google Classroom [here](#).

Why do my Fast Pin links expire?

Fast Pins are links that allow students to click and start playing without logging in. Fast Pins expire in 14 days and do not give you student data. To get data and links that do not expire add your students to your classroom and assign the Boom Cards™ decks.

Do I need a paid account?

You can always use Boom for free and get student reporting for up to 5 students. For more students and the ability to assign hyperlinks that do not expire you will need a paid account.

What are custom play settings?

Custom play settings allow the teacher to decide if they want to show students the correct/incorrect answers or allow for multiple plays. You can also decide how many cards will be in a Boom Cards™ deck for the student each time they play.

How do I select the amount of cards a student plays?

In your library, you can click the blue arrow to select custom play settings on a Boom Cards™ deck.

Can I print Boom Cards? You can print Boom cards for personal classroom use only, but they are created with digital in mind.

How do I differentiate boom cards? In your library, you can use the hide card option if there are cards that are too hard, too easy, or that you simply do not want to include at this time. This allows you to differentiate.

JOIN BOOM [HERE](#).

COMMON BOOM PHRASES:

Boom Cards™ Deck – digital flip card set

Fast Pin – no login required, no data recorded, student can use link for 14 days (free)

Hyperplay Link – sign in required, graded and recorded data, link does not expire (paid)

Hide Cards – great for differentiation

Custom Play Setting – allow/disallow multiple plays



BOOM LEARNING

BOOM DISCLOSURES:

To use Boom Cards, you **must** be connected to the internet.

Boom Cards play on modern browsers (Chrome, Safari, Firefox, and Edge).

Apps are available for Android, iPads, iPhones, and Kindle Fires.

For security and privacy, adults must have a Boom Learning account to use and assign Boom Cards.

You will be able to assign the Boom Cards you are buying with "Fast Pins,"
(play provides instant feedback for self-grading Boom Cards)

Fast Play is always a free way for students to engage with Boom Cards™ decks.

For additional assignment options you'll need a premium account.

If you are new to Boom Learning, you will be offered a free trial of the premium account.

Click [here](#) for details.



TRY IT OUT

[Click here to preview the Boom Learning experience!](#)

WANT MORE DIGITAL RESOURCES?

WH
QUESTIONS



SENTENCE
COMPREHENSION



INTERACTIVE
COINS

