

PRINT-AND-GO + DIGITAL  
FOR TABLETS, PHONES, COMPUTERS + MORE


## INCLUDES:

8-WEEK PLANNING GUIDE  
ADAPTED BOOKS  
BASIC SKILLS WORKSHEETS  
CHOICE BOARDS  
CUT & PASTE FINE MOTOR  
PICTURE COMPREHENSION  
SCHEDULES  
SCIENCE EXPERIMENTS  
SENSORY ACTIVITIES  
SOCIAL STORIES  
VISUAL RECIPES

## PLUS

19 INTERACTIVE PDFs &  
21 BOOM CARDS™ DECKS

**INTERACTIVE** PDF +  Hosted at boomlearning



# Peek inside for a preview

# YOUR WHOLE SUMMER PLANNED FOR YOU!

ESY AT HOME includes **8 WEEKS** of scheduled activities!

It also includes an EDITABLE Planning Guide if you want to go off-script.

Other helpful documents included are:

Read First (*file list, how to share, where do I start, virtual teaching tips, FAQs*)

Parent Letter + Boom Password Card

How to Use Digital: Interactive PDF vs. Boom Cards






# PRINT + GO RESOURCES

## INCLUDES

Summer Adapted Books  
Summer Basic Skills Worksheets  
Summer Choice Boards  
Summer Cut & Paste Fine Motor  
Summer Picture Comprehension  
Summer Schedules  
Summer Science Experiments  
Summer Sensory Activities  
Summer Social Stories  
Summer Visual Recipes





# ADAPTED BOOKS

## INCLUDES

## 8 ADAPTED BOOKS

All About Bees  
All About Butterflies  
Helping at Home  
Let's Go Camping  
Summer Foods  
Summer Words  
The Sun is Strong  
Time for Lemonade





# BASIC SKILLS

## INCLUDES 25 BASIC SKILL WORKSHEETS

Tracing  
Addition  
Subtraction  
Ten Frames  
Sorting  
Patterns  
1:1 Correspondence

Name: Tim

## COUNT



Name: Daniel


## Ten- Frames!

Directions: Color the ten-frames to match the number.



Name: Franklin

## ADDITION



2

8

+

7

15

4

# CHOICE BOARDS

## INCLUDES

## 6 CHOICE BOARDS

Academics

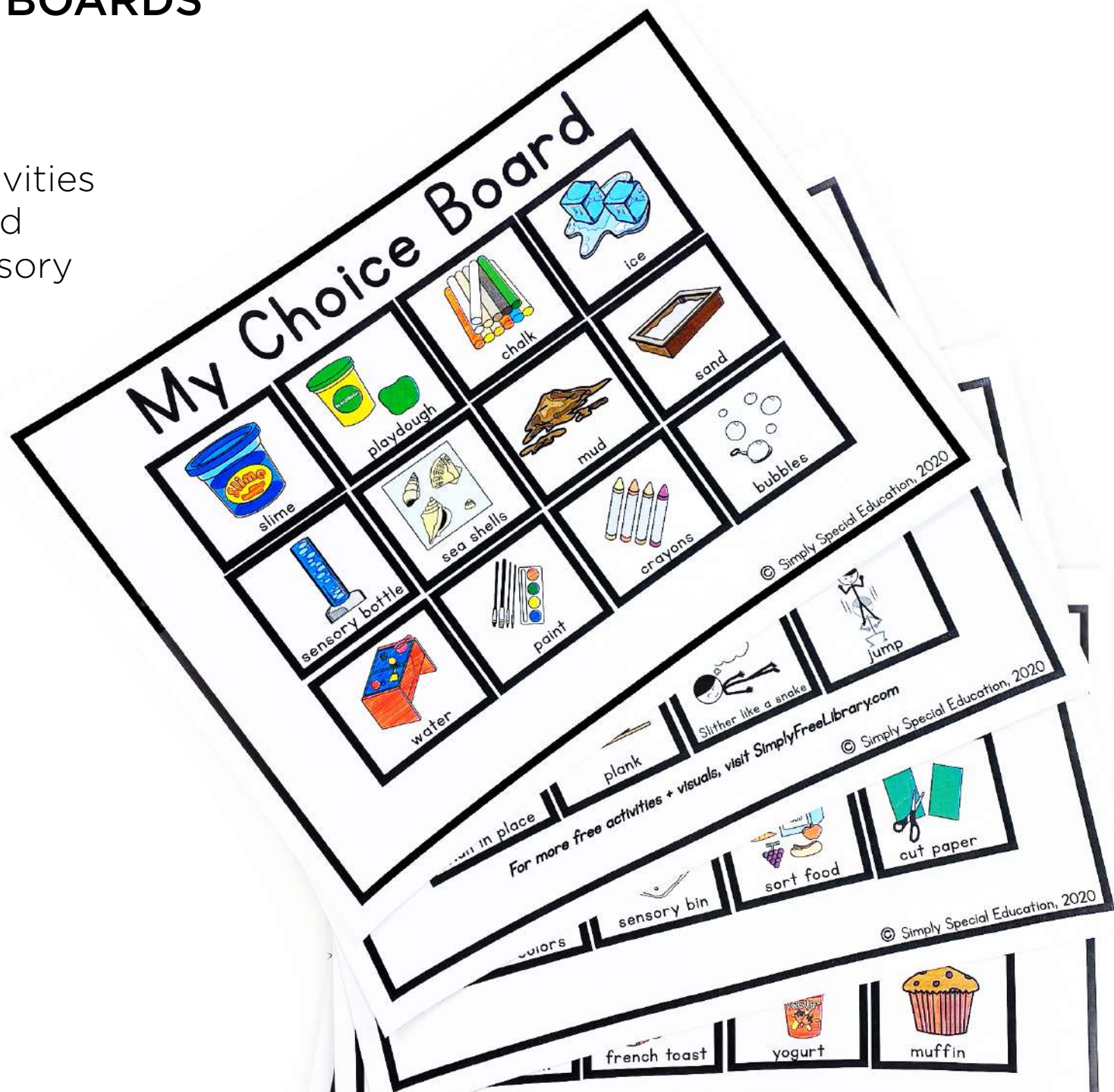
ESY choices

Exercise

Summer Activities

Summer Food

Summer Sensory

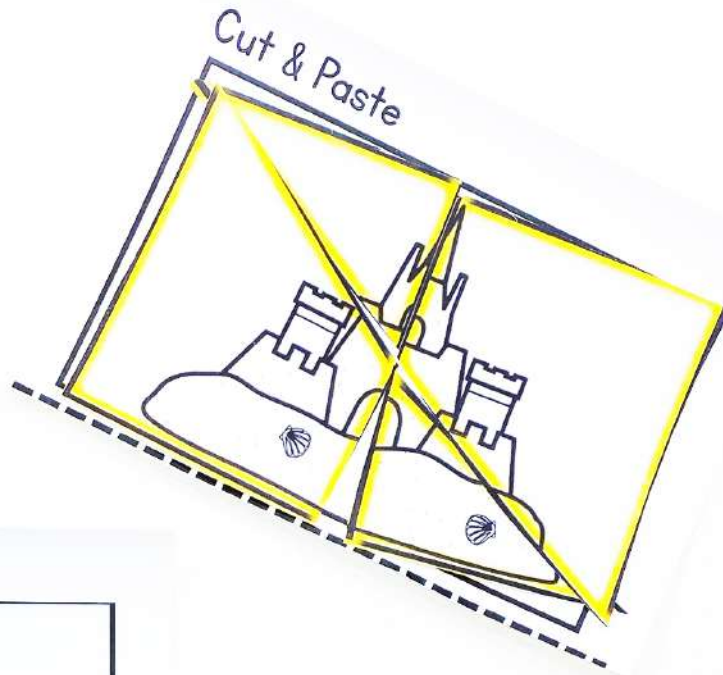


# CUT & PASTE


## INCLUDES SUMMER THEMED CUT & PASTE FINE MOTOR SHEETS

2 Levels: Highlights + No Highlights

25 sheets for each level



Cut & Paste



Cut & Paste





# PICTURE COMPREHENSION

## INCLUDES 2 LEVELS

Level 1: field of 3

Level 2: field of 2

Name: \_\_\_\_\_ Date: \_\_\_\_\_

### Helmet

Patrick was riding his bike at the park. He always wears his helmet! He is taking a break on the bench. He is drinking apple juice.



1. What is the boy doing?



watching TV



dancing



drinking juice

2. Where is Patrick?



park



mall



tent

© Simply Special Education, Alyssa Shanahan 2020

Name: \_\_\_\_\_ Date: \_\_\_\_\_

Level 2

### Bubbles

Mia is playing at the park today. She is blowing bubbles with her friends. She will have a picnic for lunch. Mia is having a great day!



Where is Mia?



party

What is she doing?



blowing bubbles



1. What protects our skin?



sunscreen



water

2. What can the sun damage?



clothes



road



chalk



skin

© Simply Special Education



# SCHEDULES

## INCLUDES

AM/PM

First/Then

First/Then/Next

Home/ESY Visual Schedule

Schedule Board

Real Picture Activity Schedule

Visuals





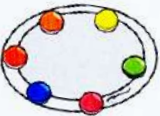

# SCIENCE EXPERIMENTS

## INCLUDES 7 SCIENCE EXPERIMENTS

Dancing Corn  
Fireworks Jar  
Germinating Seeds  
Lemon Volcano  
Pepper and Soap  
Rainbow Roots  
Skittles Rainbow





## Candy Rainbow

1		Fill a cup v
2		Pour v until wat
3		F
4		

## Candy Rainbow

Tools & Materials

1		water
2		Skittles
3		



# SENSORY

## INCLUDES 8 SENSORY ACTIVITIES

Bee Playdough  
Chalk Ice  
Colored Sea Shells  
Ice Cream Dough (*taste safe*)  
Ice Rocks  
Lemon-Scented Rice  
Ocean Sensory Bottle  
Watermelon Slime



## Watermelon Slime



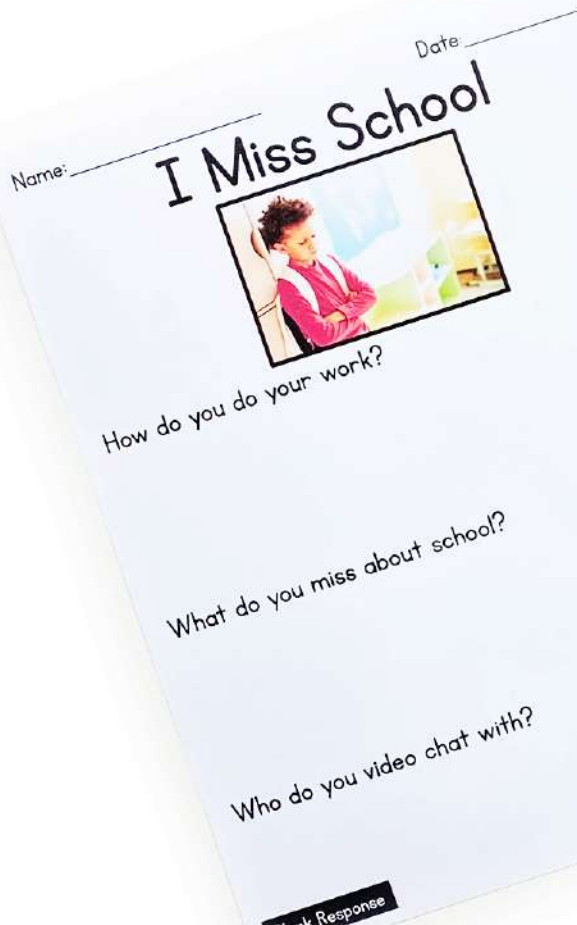
Empty the bottle  
into the

# SOCIAL STORIES

## INCLUDES 8 SOCIAL STORIES

(BOOK AND 1-PAGE, PICTURE COMPREHENSION, BLANK RESPONSE)

I Miss School  
I Do My Chores  
Staying Healthy  
Sun Safety  
Pool Safety  
Cooking with Family  
Summer Activities  
Back to School





# VISUAL RECIPES

## INCLUDES 8 VISUAL RECIPES

Ants on a Log  
Cold S'mores  
French Toast  
Grilled Cheese  
Ice Cream in a Bag  
Muffins  
Strawberry Smoothie  
Yogurt Bites




### Cold S'mores Tools & Ingredients

1		Cool Whip
2		chocolate chips
3		graham crackers

### Cold S'mores SHOPPING LIST

NEED	
	Cool Whip
	chocolate chips
	graham

### Cold S'mores

1		Mix together tub of cool whip and half a cup of chocolate chips
2		Spread onto graham cracker and top with another
3		

Name:  
Date:  
Independence:


### Sequencing

1	
2	
3	
4	

Name:  
Date:  
Independence:

### Cooking

What did you use? Tools & Ingredients




Name:  
Date:  
Independence:

### How was it?

What did you make today?

How did it taste?



# DIGITAL RESOURCES

**19** INTERACTIVE PDFs  
+  
**21** BOOM CARDS™ DECKS

## INTERACTIVE PDFs INCLUDED:

Digital Summer Vocabulary Errorless  
Digital Summer Vocabulary Basic  
Digital Summer Vocabulary Advanced  
Digital Summer Adapted Books (8 Decks)  
Digital Summer Social Stories (8 Decks)



## BOOM CARDS™ DECKS INCLUDED:

Boom Cards™ Summer Vocabulary Errorless  
Boom Cards™ Summer Vocabulary Basic  
Boom Cards™ Summer Vocabulary Advanced  
Boom Cards™ Picture Comprehension Basic  
Boom Cards™ Picture Comprehension Advanced  
Boom Cards™ Summer Adapted Books (8 Decks)  
Boom Cards™ Summer Social Stories (8 Decks)



*Errorless Vocabulary: picture to picture from field of 1*  
*Basic Vocabulary: picture to picture from field of 2*  
*Advanced Vocabulary: picture to word from field of 2*

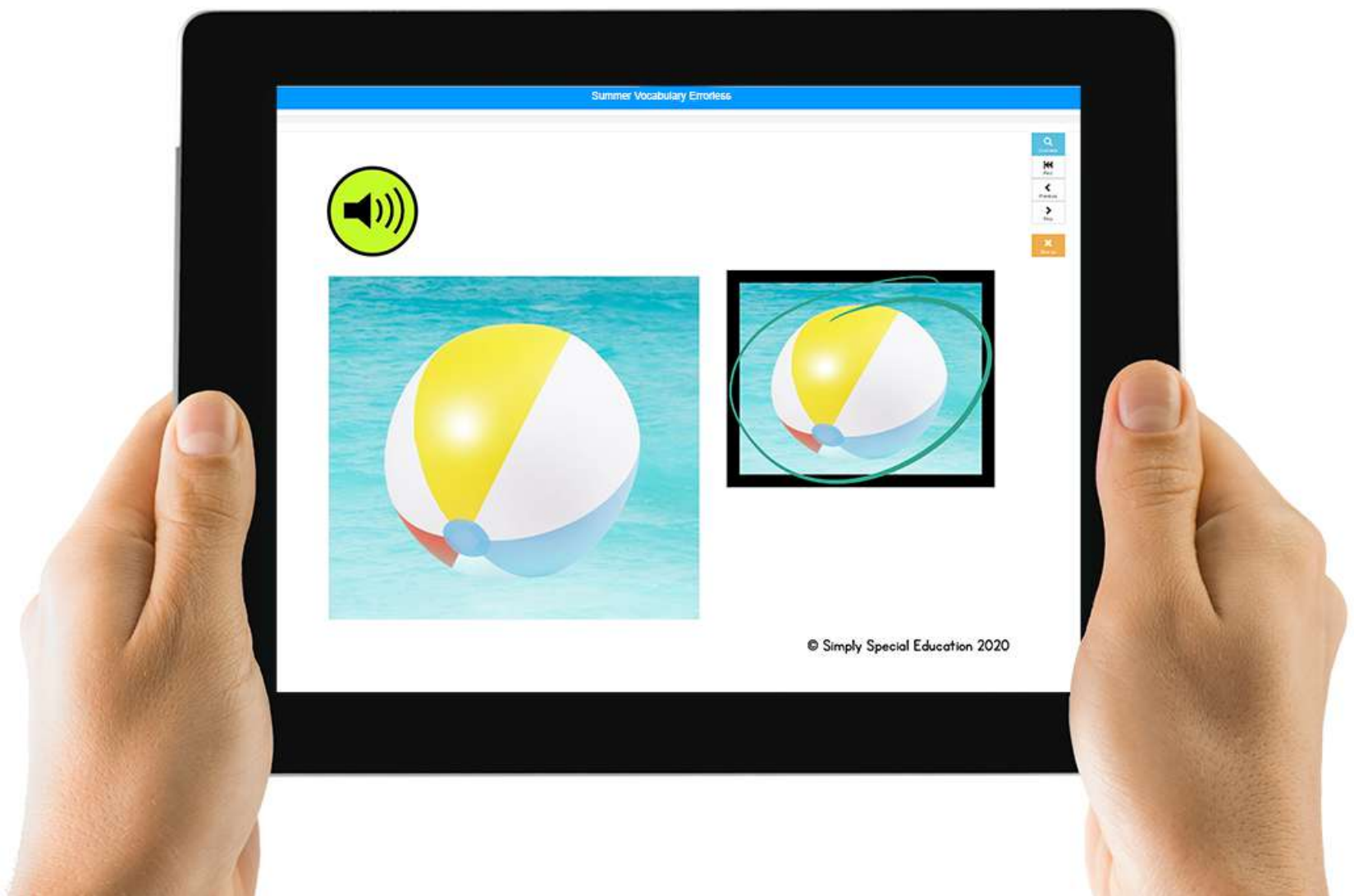
*Basic Comprehension: picture and word from field of 2*  
*Advanced Comprehension: word only from field of 2*



# ERRORLESS LEARNING

## What is Errorless Learning?

Errorless learning is an instructional strategy that allows children to practice skills with confidence. Errorless learning ensures that students are always responding correctly, building their confidence and increasing their knowledge at the same time. Errorless choices on worksheets or hands on tasks reduces the need to prompt a student verbally, and therefore reduces the chance of a student relying on your prompts!



# DIGITAL SUMMER VOCABULARY

*Errorless: picture to picture from field of 1*

*(Identical errorless matching activity with real pictures)*

*Basic: picture to picture from field of 2*

*Advanced: picture to word from field of 2*

## WORDS INCLUDED

Sand Castle

Sunscreen

Sand

Sunflower

Swim

Pool

Grill

Bubbles

Ice Cream

Shell

Sunglasses

Popsicle

Flip Flops

Watermelon

Beach Ball

Lemonade

Shovel

Chalk

Bucket

Hat

Camp Fire

Tent

Watering Can

S'mores

Bike


Butterfly

Bee

Slide

Swing

Lobster





# Boom Cards™

## SUMMER VOCABULARY

*Errorless: picture to picture from field of 1*  
(Identical errorless matching activity with real pictures)

*Basic: picture to picture from field of 2*

*Advanced: picture to word from field of 2*

### WORDS INCLUDED

Sand Castle	Ice Cream	Lemonade	S'mores
Sunscreen	Shell	Shovel	Bike
Sand	Sunglasses	Chalk	Butterfly
Sunflower	Popsicle	Bucket	Bee
Swim	Flip Flops	Hat	Slide
Pool	Watermelon	Camp Fire	Swing
Grill	Beach Ball	Tent	Lobster
Bubbles		Watering Can	



# Boom Cards™

## PICTURE COMPREHENSION

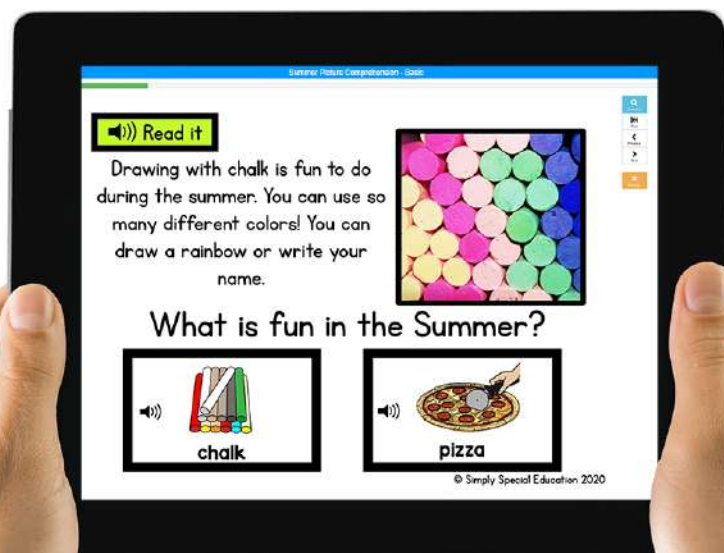
### INCLUDES 25 PASSAGES

*Basic: picture and word from field of 2*

*Advanced: word only from field of 2*

### WORDS INCLUDED

Watermelon	Popsicle
Baseball	Bee
Swimming	Sand Castle
Cupcakes	Ice Cream
Chalk	Shell
Ants	Camping
S'mores	Bike
Lemonade	Jump
Watering Can	Zoo
Grill	Party
Sunscreen	Helmet
Bubbles	Library
	Summer School





# DIGITAL + Boom Cards™

## ADAPTED BOOKS



### INCLUDES 8 ADAPTED BOOKS

All About Bees  
All About Butterflies  
Helping at Home  
Let's Go Camping

Summer Foods  
Summer Words  
The Sun is Strong  
Time for Lemonade

**8** INTERACTIVE PDFs

**8** BOOM CARDS™ DECKS



# DIGITAL + Boom Cards™

## SOCIAL STORIES

8 INTERACTIVE PDFs +  
BOOM CARDS™ DECKS

I Miss School  
I Do My Chores  
Staying Healthy  
Sun Safety  
Pool Safety  
Cooking with Family  
Summer Activities  
Back to School





# HOW TO USE PDF


## Open on an iPad:

- Download the PDF File
- Select "Open in iBooks"
- Save the PDF to iBooks
- Select the PDF
- Start Interacting!



## Open on an iPhone:

- Download the PDF file
- Click "open with" or "more"
- Select "Copy to Books"
- File will open
- Save to Books
- Start Interacting!



## Open on a Computer:

- Download the PDF file
- Open the file using Adobe Acrobat, iBooks, or your favorite PDF reader
- Start Interacting!




*This resource can be used on any device with a PDF reader (like Adobe). This includes laptops, smartboards, iPads, iPhones, tablets, Chromebooks, etc. Most devices allow use within any internet browser like Chrome or Safari. Specific steps may vary depending on device iOS.*

# SELF CORRECTING

Each question includes interactive right and wrong answer screens.

Correct answer? Yay! Move on!

Wrong answer? Uh Oh! That's ok. Go back and try again.





# PDF & BOOM CARDS

## What is the difference between an interactive PDF and Boom Cards?

### **Interactive PDF:**

Click to answer

No internet required, can be used offline

Immediate feedback given

Self correcting (can't move on until correct)

Can be used on any device with a free PDF reader

Can be uploaded to secure online teaching platforms that are password protected

Can be emailed to parents to access for at home learning

No data recorded

No sound

### **Boom Cards:**

Click to answer

Internet required

Can use in app or web browser

Immediate feedback given

Questions can be read aloud to student

Self correcting (can't move on until correct)

Can be used on any modern device with internet access

Data is recorded and teacher can view immediately

Can differentiate by assigning different decks to different students

Students do not need login to play, but you receive data if they do login

Free for students and teachers to join

More questions about Boom? Click [here](#).



# BOOM LEARNING

## BOOM LEARNING VERSION INCLUDES:

Each ESY at Home Summer Vocabulary Boom Cards™ deck has **30 questions** that randomize each play

Each ESY at Home Summer Picture Comprehension Boom Cards™ deck has **25 questions** that randomize each play

Each ESY at Home Summer Adapted Books Boom Cards™ deck has **8 pages** and **2 comprehension questions**

Each ESY at Home Summer Social Stories Boom Cards™ deck has **8 pages** and **2 comprehension questions**

Self correcting slides give a sound cue for right or wrong answers

Slides include audio prompts.

*Audio prompt examples:*

*Summer Vocabulary audio prompt: "Touch ice cream."*

*Summer Picture Comprehension audio prompt: Reads the full story and question.*

## ABOUT BOOM:

Teachers can assign the deck to students and view data.

Teachers can hide cards and choose the amount of cards assigned for each play.  
Great for differentiation!

Boom shows a max of 25 cards per play.

*(30 unique cards in the Summer Vocabulary decks provides variety for your students for each play!)*





# BOOM FAQ

## How do I access the boom cards?

Click the link that says, “Click here to access your new Boom Cards™ deck!” in the *ACCESS BOOM PDF* included with your purchase download. Boom will prompt you with the rest.

## How do I send to students?

When you make a teacher account you will make a classroom page. You will add students to the classroom and set their login information. Then you share that with the student. Once you have the students in your “classroom” you can assign them decks based on the student’s ability and needs. You can watch a video tutorial [here](#).

## Is the order of cards the same every time?

The order will be randomized each time the student opens a Boom Cards™ deck.

**Can I upload to Google Classroom?** You would use a Fast Pin to send students a link to the deck that would open without login.

You can learn more about using Boom in Google Classroom [here](#).

## Why do my Fast Pin links expire?

Fast Pins are links that allow students to click and start playing without logging in. Fast Pins expire in 14 days and do not give you student data. To get data and links that do not expire add your students to your classroom and assign the Boom Cards™ decks.

## Do I need a paid account?

You can always use Boom for free and get student reporting for up to 5 students. For more students and the ability to assign hyperlinks that do not expire you will need a paid account.

## What are custom play settings?

Custom play settings allow the teacher to decide if they want to show students the correct/incorrect answers or allow for multiple plays. You can also decide how many cards will be in a Boom Cards™ deck for the student each time they play.

## How do I select the amount of cards a student plays?

In your library, you can click the blue arrow to select custom play settings on a Boom Cards™ deck.

**Can I print Boom Cards?** You can print Boom cards for personal classroom use only, but they are created with digital in mind.

**How do I differentiate boom cards?** In your library, you can use the hide card option if there are cards that are too hard, too easy, or that you simply do not want to include at this time. This allows you to differentiate.

JOIN BOOM [HERE](#).

## COMMON BOOM PHRASES:

**Boom Cards™ Deck** – digital flip card set

**Fast Pin** – no login required, no data recorded, student can use link for 14 days (free)

**Hyperplay Link** – sign in required, graded and recorded data, link does not expire (paid)

**Hide Cards** – great for differentiation

**Custom Play Setting** – allow/disallow multiple plays



# BOOM LEARNING

## BOOM DISCLOSURES:

To use Boom Cards, you **must** be connected to the internet.

Boom Cards play on modern browsers (Chrome, Safari, Firefox, and Edge).

Apps are available for Android, iPads, iPhones, and Kindle Fires.

For security and privacy, adults must have a Boom Learning account to use and assign Boom Cards.

You will be able to assign the Boom Cards you are buying with "Fast Pins,"  
*(play provides instant feedback for self-grading Boom Cards)*

Fast Play is always a free way for students to engage with Boom Cards™ decks.

For additional assignment options you'll need a premium account.

If you are new to Boom Learning, you will be offered a free trial of the premium account.

Click [here](#) for details.



## TRY IT OUT

[Click here to preview the Boom Learning experience!](#)