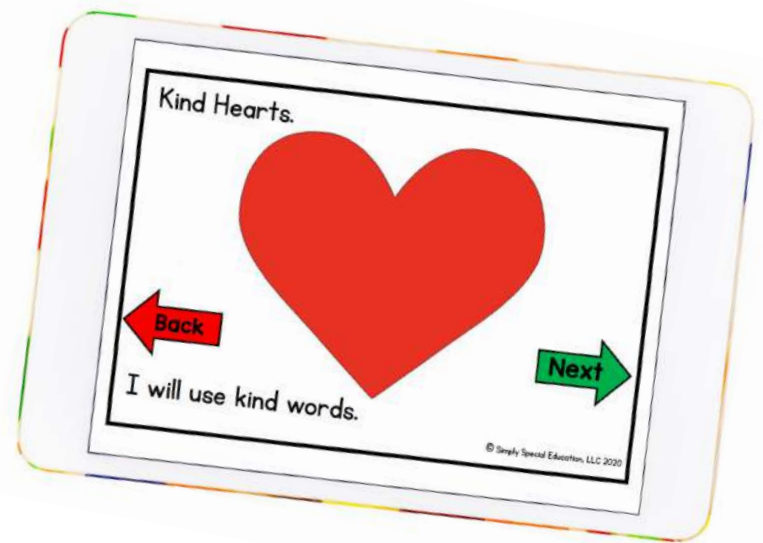



THE FIRST 10 DAYS

SPECIAL EDUCATION



THE FIRST 10 DAYS PLANS										
DAY 1	Day 2	Day 3	Day 4	Day 5	Day 6	Day 7	Day 8	Day 9	Day 10	
Social Story: Saying Hello to Friends	Social Story: Classroom Rules	Social Story: Raising the Bus	Social Story: The Playground	Social Story: Washing my Hands	Social Story: Manners in the Cafeteria	Social Story: Fire Drill	Social Story: Cooking in the Cafeteria	Social Story: Asking for help	Social Story: Asking for help	
All About Me Book Day 1	All About Me Book Day 2	All About Me Book Day 3	All About Me Book Day 4	All About Me Book Day 5	All About Me Book Day 6	All About Me Book Day 7	All About Me Book Day 8	All About Me Book Day 9	All About Me Book Day 10	
School Scavenger Hunt	Classroom Scavenger Hunt	Routine of the Day: Morning Routine	School Scavenger Hunt	Classroom Scavenger Hunt	Routine of the Day: Morning Routine	School Scavenger Hunt	Classroom Scavenger Hunt	Routine of the Day: Morning Routine	School Scavenger Hunt	Classroom Scavenger Hunt

Peek inside
for a preview

THE FIRST 10 DAYS PLANNED FOR YOU!

INCLUDES: 2 WEEK PLANNING GUIDE, EDITABLE SCHEDULES & TIPS FOR DISTANCE LEARNING

- + Read First (file list, how to share, where do I start, virtual teaching tips, FAQs)
- + The First 10 Days Planning Guide (Weekly Schedules)
- + Editable Planning Guide Instructions (Google Slides™)
- + How to Use Digital (Interactive PDF vs. Boom Cards)

INCLUDES: 8 PRINT-AND-GO RESOURCES

- + All About Me Book
- + Back to School Comprehension
- + Back to School Social Stories
- + Scavenger Hunts
- + School Routines
- + School Sentences
- + School Words
- + Visual Recipes


INCLUDES: 7 DIGITAL RESOURCES VIA INTERACTIVE PDF, BOOM CARDS™, OR GOOGLE SLIDES™

- + Digital All About Me Book (Google Slides™)
- + Digital Back to School Social Stories (Google Slides™)
- + Digital School Routines (Google Slides™)
- + Digital School Sentences + Words (Google Slides™)
- + Digital Back to School Vocabulary: Errorless (Interactive PDF + Boom Cards)
- + Digital Back to School Vocabulary: Basic (Interactive PDF + Boom Cards)
- + Digital Back to School Vocabulary: Advanced (Interactive PDF + Boom Cards)


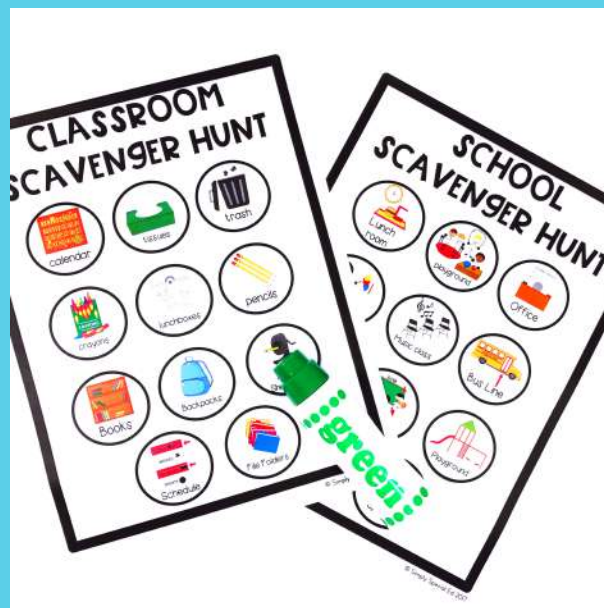

INCLUDES: 6 VIDEO EXAMPLES - ONE FOR EACH DIGITAL RESOURCE

- + Video - All About Me Book (Google Slides™)
- + Video - Back to School Vocabulary (Boom Cards)
- + Video - Editable Planning Guide (Google Slides™)
- + Video - School Routines (Google Slides™)
- + Video - School Sentences + Words (Google Slides™)
- + Video - Social Stories (Interactive PDF)

200+ PAGES



Directly teach routines and grab this set of activities and lesson plans to start the year off right.



ALL ABOUT ME


The **ALL ABOUT ME BOOK** is a great resource for back to school! Special Education teachers can use this resource to get to know their students!

The book includes visual options for each page!

The Google Slides™ version includes a personalized cover and 11 pages of drag and drop.

INCLUDES

- About me (picture)
- Eye Color
- Hair Color
- Age
- Favorite Food
- Favorite Place
- Favorite Color
- Teacher
- I am...
- When I grow up...
- Classroom Rule
- The End



GOOGLE SLIDES™

INCLUDES

Instructions for adding to your Google drive
Instructions for assigning in Google Classroom™
Direct copy link to add to your drive

HOW DOES IT WORK?

You must have access to Google Slides™ to use the digital version of All About Me.
Direct link included to copy + save to your Google drive which will allow you the ability to upload to your Google Classroom™

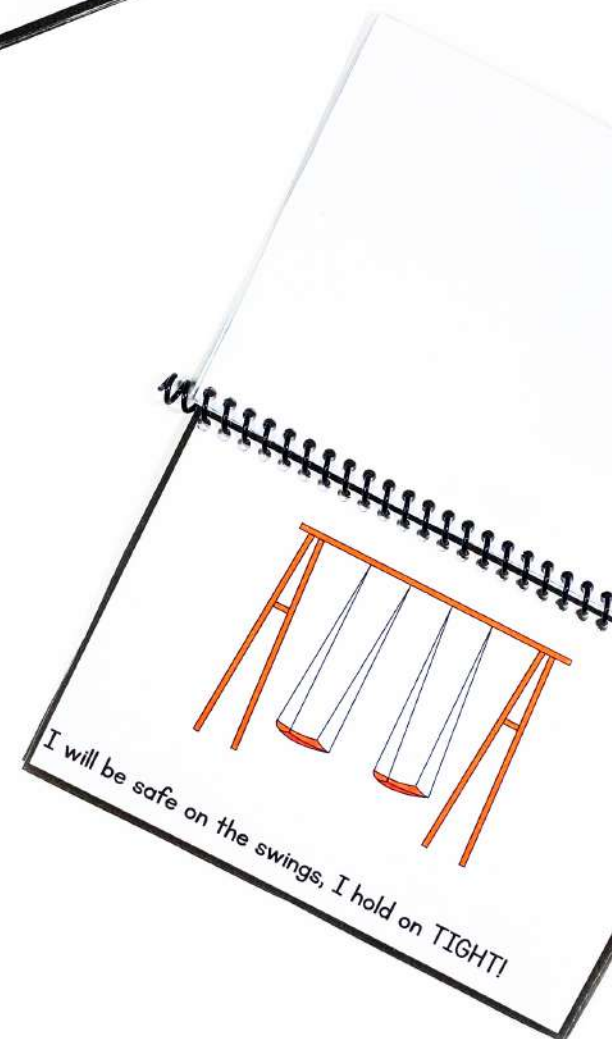
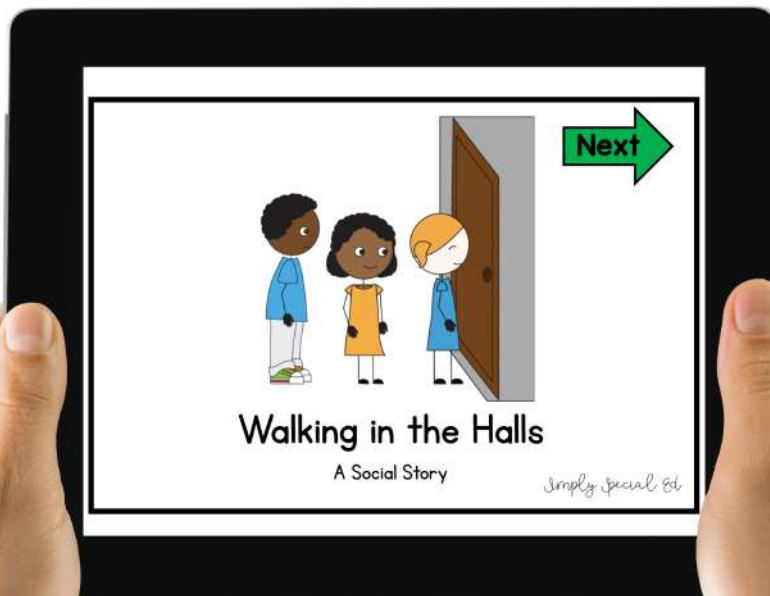



SOCIAL STORIES

INCLUDES:

(printable + digital versions)

- Saying Hello to Friends
- Classroom Rules
- Riding the Bus
- Walking in the Halls
- The Playground
- Washing my Hands
- Manners in the Cafeteria
- Fire Drill
- Cooking in the Classroom
- Asking for Help
- Gym Safety
- Recess Time
- Breakfast & Lunch Manners



13 SOCIAL STORIES

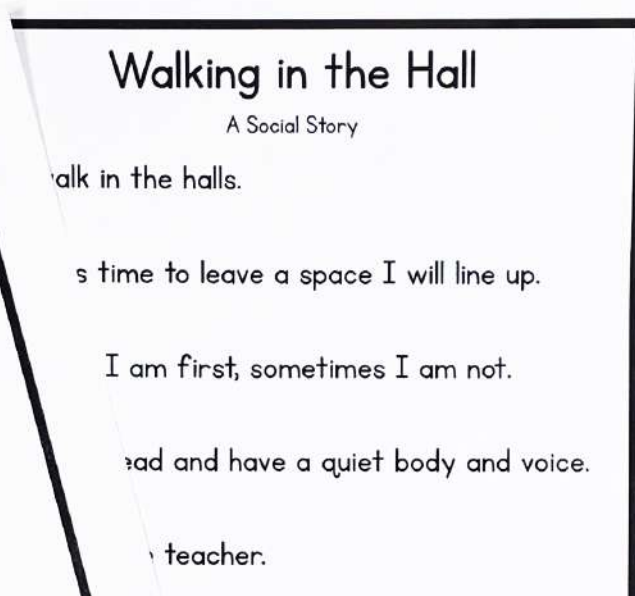
DIGITAL



BOOKS



1 PAGE



COMPREHENSION

Each printable story includes
3 levels of comprehension!

- blank response
- lined response
- picture response



COMPREHENSION

Each digital story includes comprehension questions from field of 2 or field of 3!



GOOGLE SLIDES™

INCLUDES

Instructions for adding to your Google drive
Instructions for assigning in Google Classroom™


HOW DOES IT WORK?

For online: you must have access to Google Slides™. Direct link included to save to your Google drive which will allow you the ability to upload to your Google Classroom™

For Interactive PDF: simply download each file separately



TEACHING ROUTINES



This **SPECIAL ED ROUTINES** resource will help you to explicitly teach routines to new students or to kick off a new school year.

In every classroom, routines will be slightly different. That's why I made this resource to be extremely flexible!

The visuals provided can be used in any order you choose! Use visuals as it will best support your students.

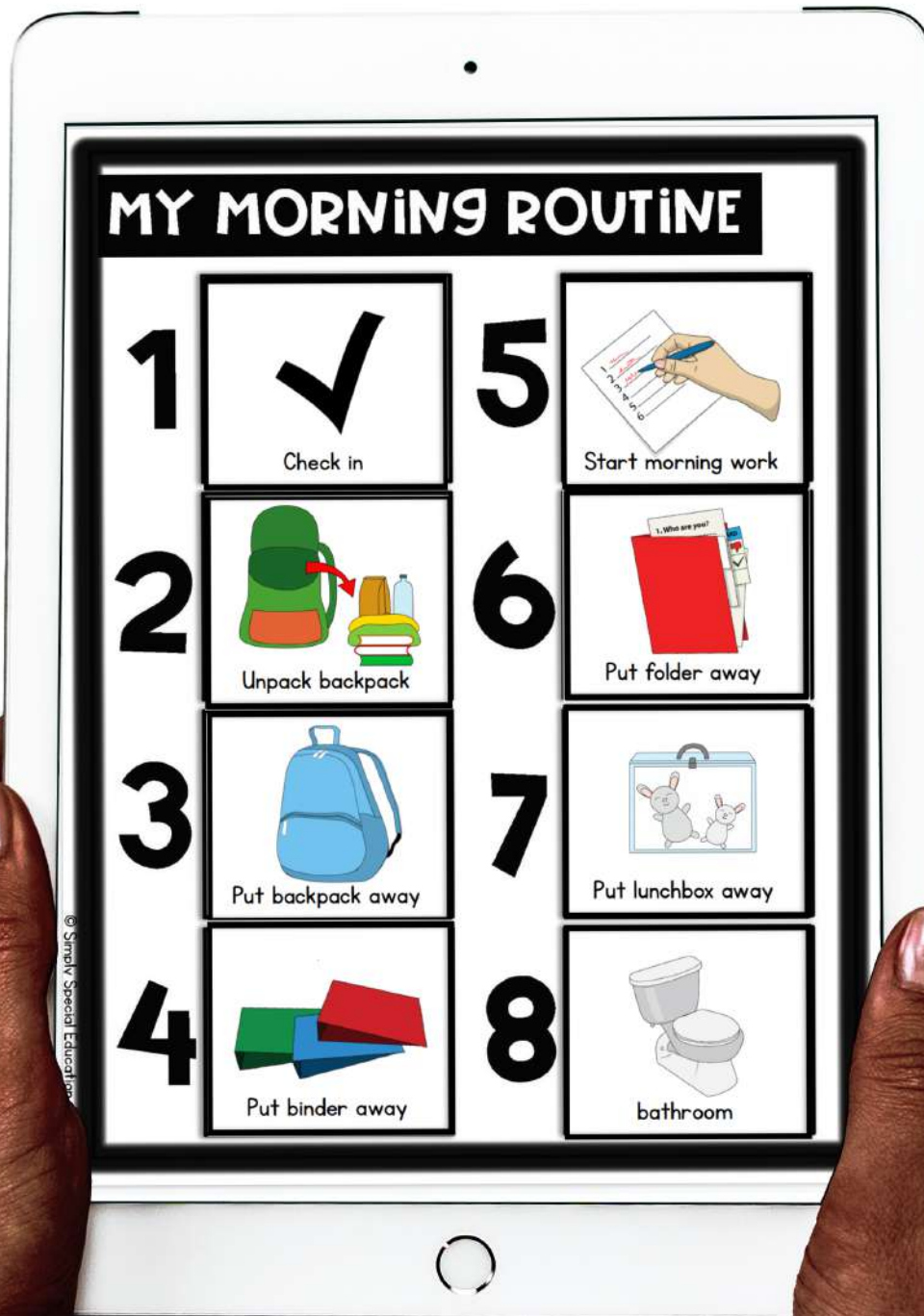
Use the digital **Google Slides™** version to practice routines on your interactive whiteboard and to display visuals on your whiteboard!



ROUTINES INCLUDED

INCLUDES:

- Morning Routine
- Morning Work
- Independent Work
- Walking in the Hall
- Lunch Routines
- Center Routines
- Rewards Routines
- Clean Up Routine
- Dismissal Routine
- My Routine Book



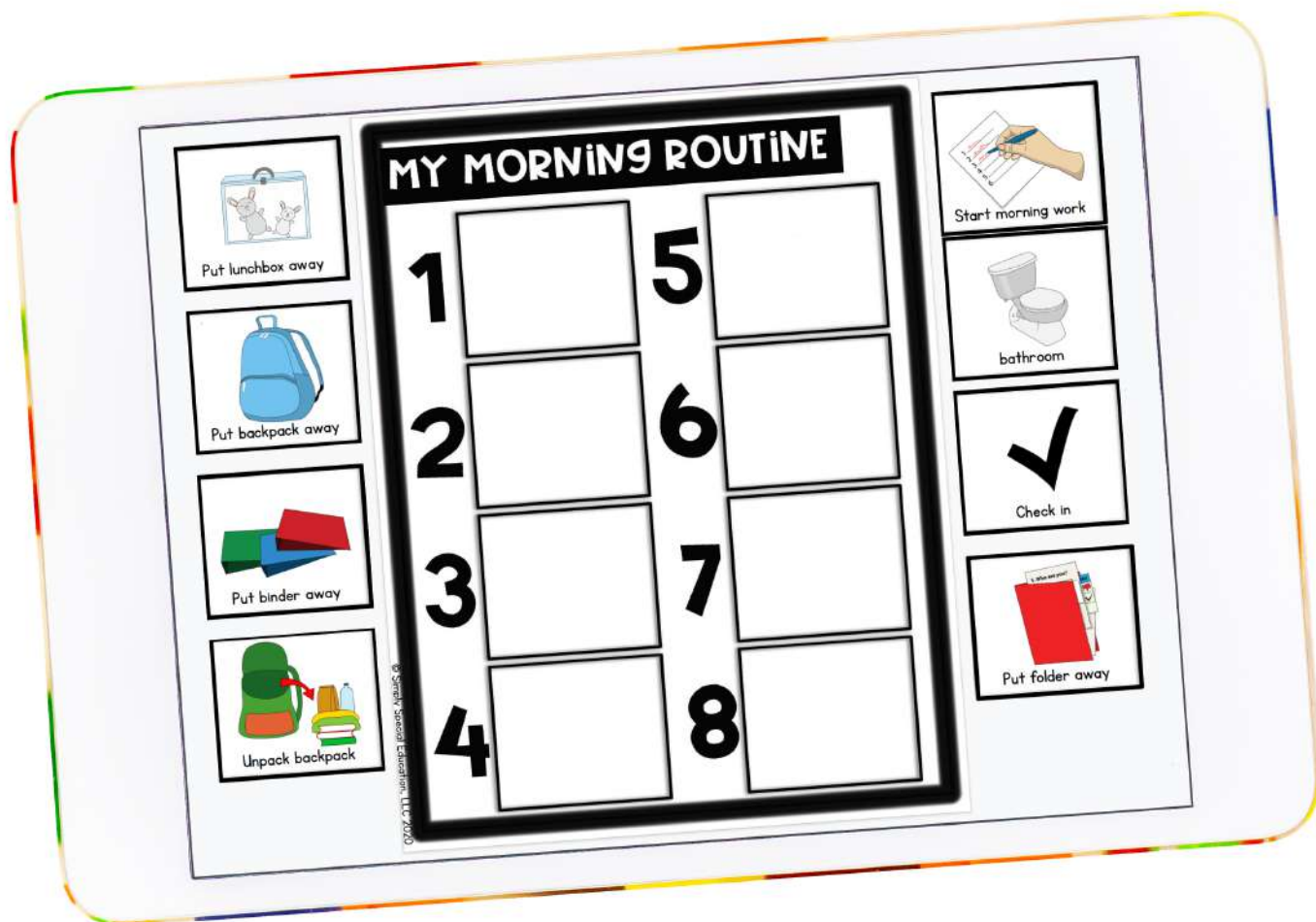
GOOGLE SLIDES™

INCLUDES

Instructions for adding to your Google drive
Instructions for assigning in Google Classroom™
Direct copy link to add to your drive

HOW DOES IT WORK?

You must have access to Google Slides™ to use this resource. Direct link included to copy + save to your Google drive which will allow you the ability to upload to your Google Classroom™



SENTENCES + WORDS

INCLUDES 9 BASIC SCHOOL VOCABULARY WORDS

DESK
CLOCK
SCISSORS

GLUE
PAPER
BACKPACK

BOOK
RULER
PENCIL

SCHOOL WORDS


- 10 Worksheets
- 9 Real Picture Index Cards

SCHOOL SENTENCES


- 10 Worksheets

DIGITAL VERSION

- 10 Word Worksheets
- 14 Sentence Worksheets



© Simply Special Ed 2017



EDIT ON GOOGLE SLIDES™

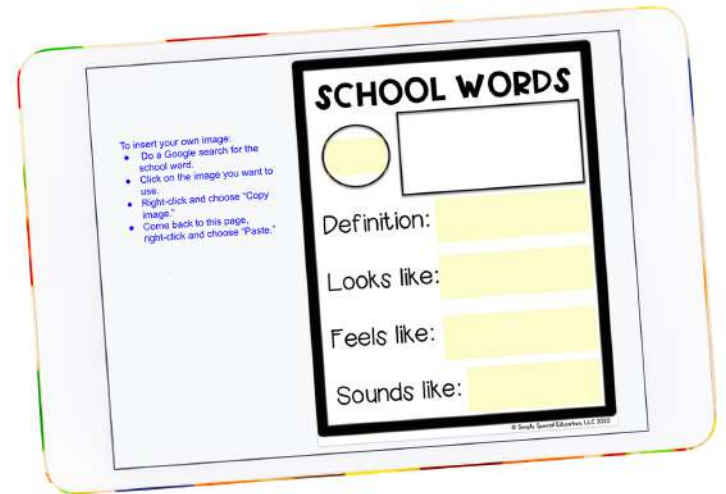
The digital Google Slides™ version includes blank pages to add custom sentences and allows you to upload your own custom images into the resource.

INCLUDES

Instructions for adding to your Google drive
Instructions for assigning in Google Classroom™
Direct copy link to add to your drive

HOW DOES IT WORK?

You must have access to Google Slides™ to use the digital version of this resource. Direct link included to copy + save to your Google drive which will allow you the ability to upload to your Google Classroom™



SCHOOL WORDS

SCHOOL WORDS

scissors

desk

bc

scissors


SCHOOL WORDS

clock

WORDS



scissors



Definition: device that
time.

Looks /

14

pencil


22

SCHOOL WORDS

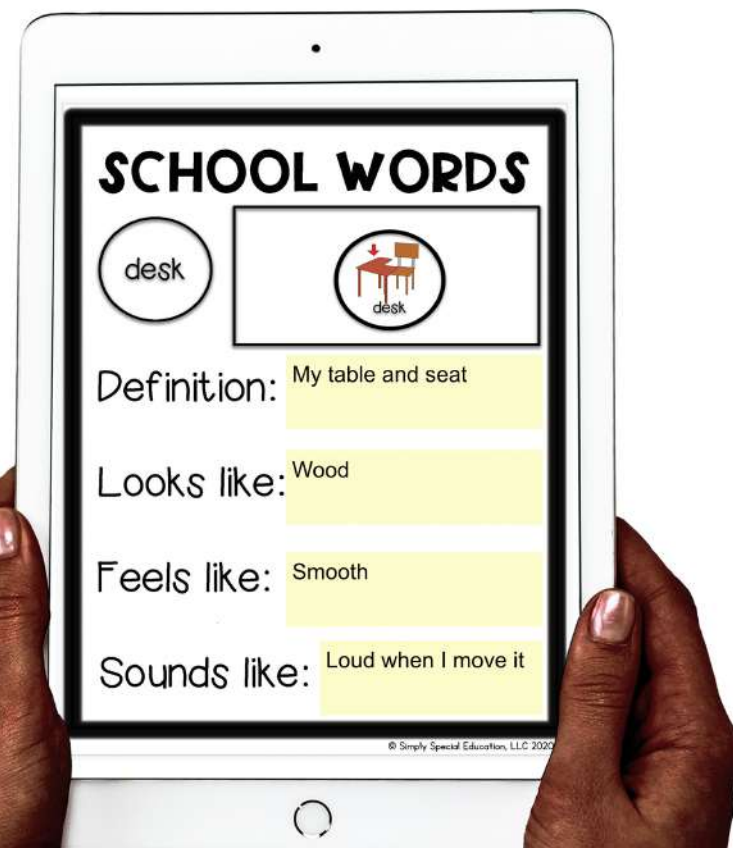

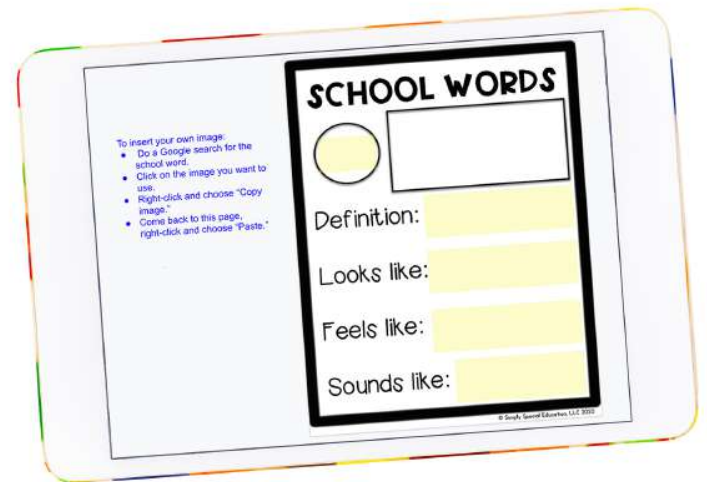



Writing instrument

SCHOOL SENTENCES



DIGITAL



SCHOOL VOCABULARY

INTERACTIVE PDFs INCLUDED:

Digital Errorless:
Back to School Vocabulary

Digital Basic:
Back to School Vocabulary


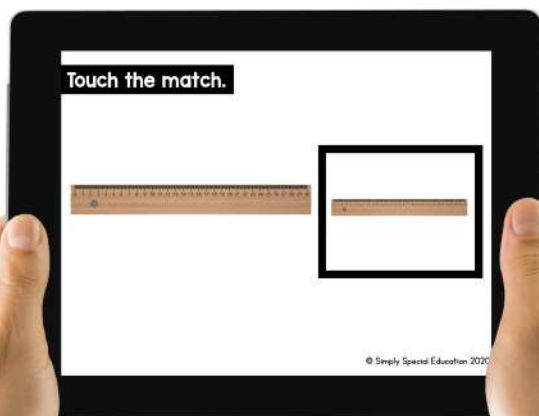
Digital Advanced:
Back to School Vocabulary

BOOM CARDS™ DECKS INCLUDED:

Boom Cards™ Errorless:
Back to School Vocabulary

Boom Cards™ Basic:
Back to School Vocabulary

Boom Cards™ Advanced:
Back to School Vocabulary



WORDS LIST

WORDS INCLUDED:

Homework

Backpack

Bell

Fire Alarm

Ruler

Clock

School

Bus

Crayons

Bathroom

Computer

Recess

Pencil

Chalkboard

Chalk

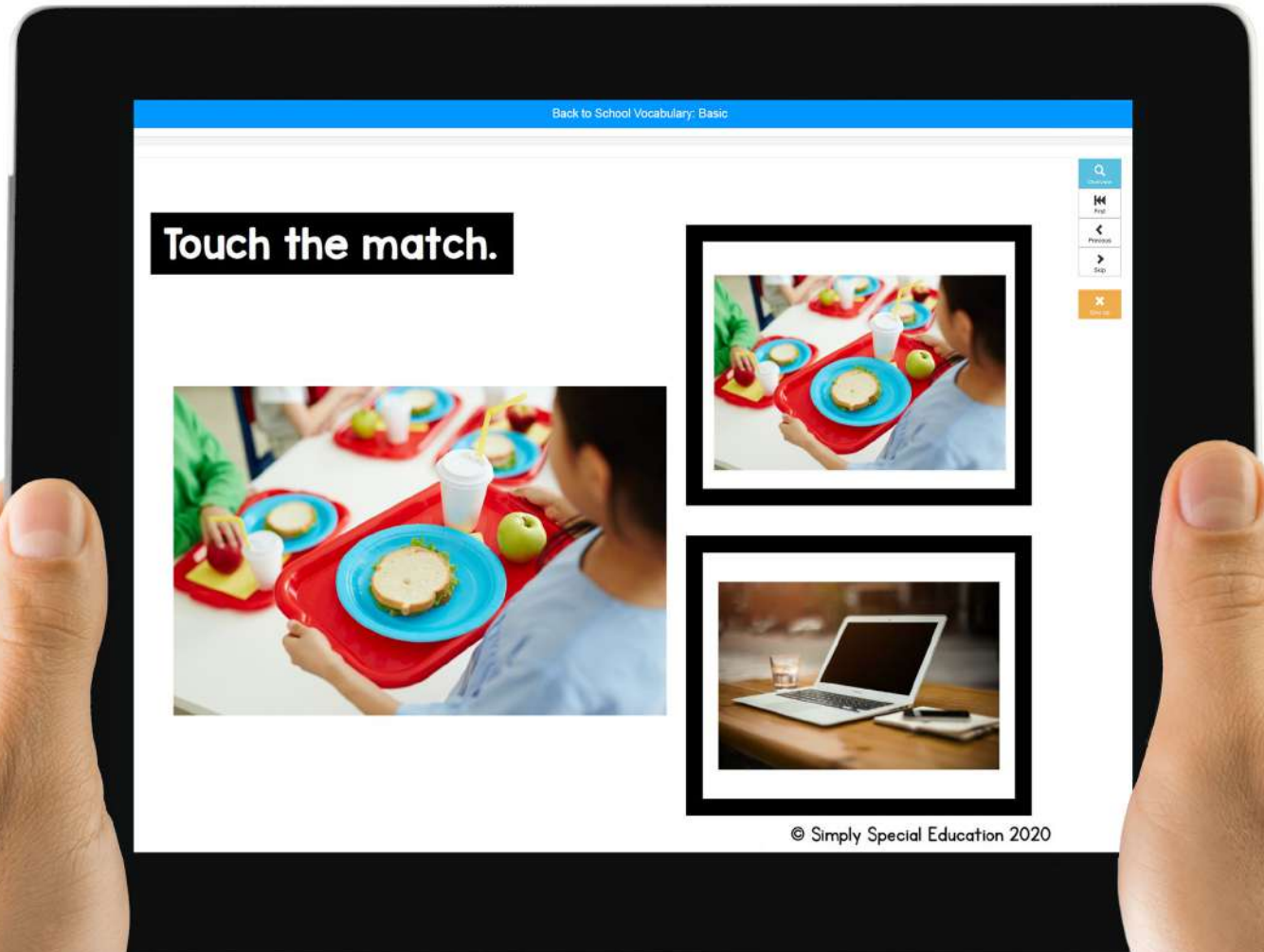
Nurse

Books

Desk

Lunch

iPad



3 LEVELS

3 LEVELS

Errorless: picture to picture from field of 1

Basic: picture to picture from field of 2

Advanced: picture to word from field of 2

EACH LEVEL INCLUDES:

Interactive PDF + Boom Cards™ Access

20 Task Cards for each

Self correcting reinforcement



Boom Cards™ include sounds and audio prompts

(Interactive PDF does not have sound)

ERRORLESS

BASIC

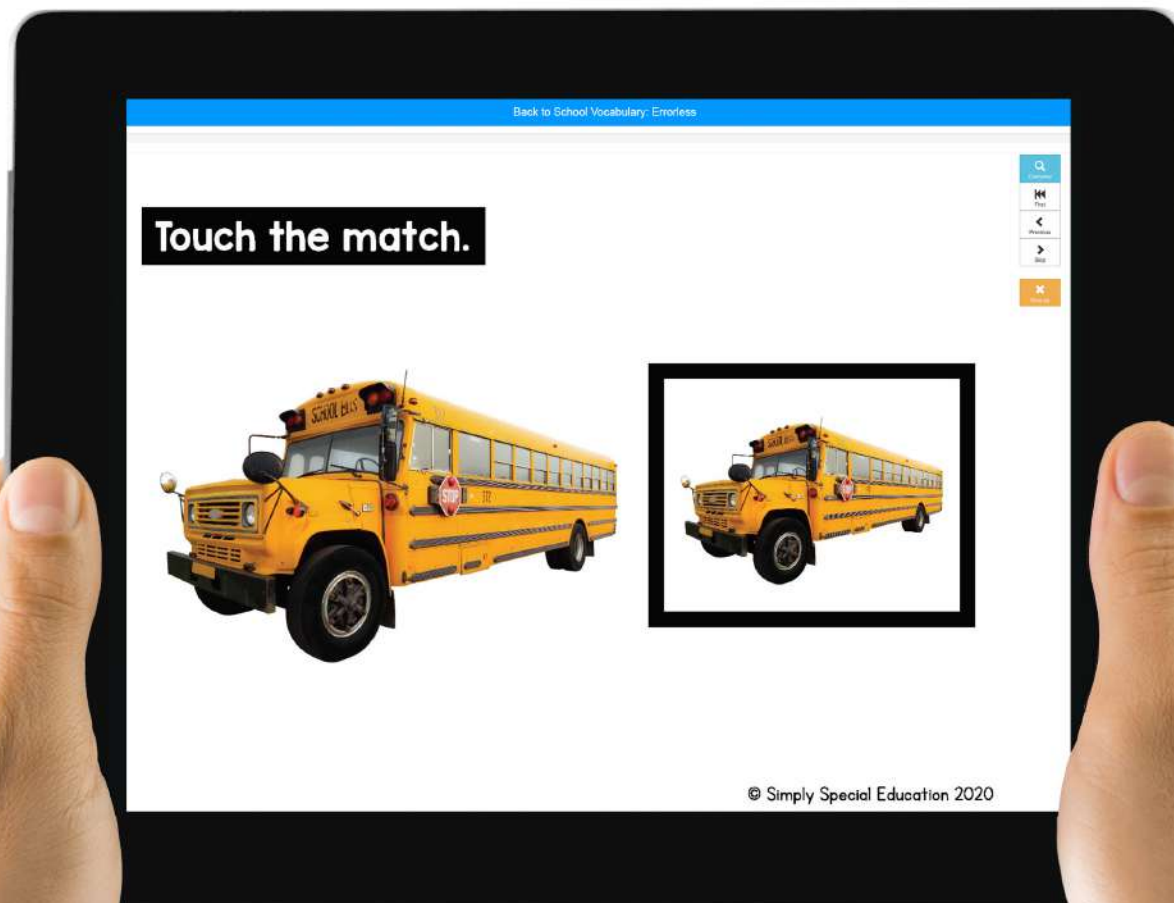
ADVANCED



ERRORLESS LEARNING

What is Errorless Learning?

Errorless learning is an instructional strategy that allows children to practice skills with confidence. Errorless learning ensures that students are always responding correctly, building their confidence and increasing their knowledge at the same time. Errorless choices on worksheets or hands on tasks reduces the need to prompt a student verbally, and therefore reduces the chance of a student relying on your prompts!



HOW TO USE PDF

Open on an iPad:

- Download the PDF File
- Select "Open in iBooks"
- Save the PDF to iBooks
- Select the PDF
- Start Interacting!




Open on an iPhone:

- Download the PDF file
- Click "open with" or "more"
- Select "Copy to Books"
- File will open
- Save to Books
- Start Interacting!



Open on a Computer:

- Download the PDF file
- Open the file using Adobe Acrobat, iBooks, or your favorite PDF reader
- Start Interacting!




This resource can be used on any device with a PDF reader (like Adobe). This includes laptops, smartboards, iPads, iPhones, tablets, Chromebooks, etc. Most devices allow use within any internet browser like Chrome or Safari. Specific steps may vary depending on device iOS.

SELF CORRECTING

Each question includes interactive right and wrong answer screens.

Correct answer? Yay! Move on!

Wrong answer? Uh Oh! That's ok. Go back and try again.



PDF & BOOM CARDS

What is the difference between an interactive PDF and Boom Cards?

Interactive PDF:

Click to answer

No internet required, can be used offline

Immediate feedback given

Self correcting (can't move on until correct)

Can be used on any device with a free PDF reader

Can be uploaded to secure online teaching platforms that are password protected

Can be emailed to parents to access for at home learning

No data recorded

No sound

Boom Cards:

Click to answer

Internet required

Can use in app or web browser

Immediate feedback given

Questions can be read aloud to student

Self correcting (can't move on until correct)

Can be used on any modern device with internet access

Data is recorded and teacher can view immediately

Can differentiate by assigning different decks to different students

Students do not need login to play, but you receive data if they do login

Free for students and teachers to join

More questions about Boom? Click [here](#).



BOOM LEARNING

BOOM LEARNING VERSION INCLUDES:

Learning Level: **ERRORLESS, BASIC, ADVANCED**

Each Boom Cards™ deck has **20 questions** that randomize each play

Self correcting slides give a sound cue for right or wrong answers

Slides include audio prompts.

Audio prompt examples: "Touch the match."

ABOUT BOOM:

Teachers can assign the deck to students and view data.

Teachers can hide cards and choose the amount of cards assigned for each play.
Great for differentiation!

Boom shows a max of 25 cards per play.

(30 unique cards in this deck provides variety for your students for each play!)



BOOM FAQ

How do I access the boom cards?

Click the link that says, “Click here to access your new Boom Cards™ deck!” in the ACCESS BOOM PDF included with your purchase download. Boom will prompt you with the rest.

How do I send to students?

When you make a teacher account you will make a classroom page. You will add students to the classroom and set their login information. Then you share that with the student. Once you have the students in your “classroom” you can assign them decks based on the student’s ability and needs. You can watch a video tutorial [here](#).

Is the order of cards the same every time?

The order will be randomized each time the student opens a Boom Cards™ deck.

Can I upload to Google Classroom? You would use a Fast Pin to send students a link to the deck that would open without login.

You can learn more about using Boom in Google Classroom [here](#).

Why do my Fast Pin links expire?

Fast Pins are links that allow students to click and start playing without logging in. Fast Pins expire in 14 days and do not give you student data. To get data and links that do not expire add your students to your classroom and assign the Boom Cards™ decks.

Do I need a paid account?

You can always use Boom for free and get student reporting for up to 5 students. For more students and the ability to assign hyperlinks that do not expire you will need a paid account.

What are custom play settings?

Custom play settings allow the teacher to decide if they want to show students the correct/incorrect answers or allow for multiple plays. You can also decide how many cards will be in a Boom Cards™ deck for the student each time they play.

How do I select the amount of cards a student plays?

In your library, you can click the blue arrow to select custom play settings on a Boom Cards™ deck.

Can I print Boom Cards? You can print Boom cards for personal classroom use only, but they are created with digital in mind.

How do I differentiate boom cards? In your library, you can use the hide card option if there are cards that are too hard, too easy, or that you simply do not want to include at this time. This allows you to differentiate.

JOIN BOOM [HERE](#).

COMMON BOOM PHRASES:

Boom Cards™ Deck – digital flip card set

Fast Pin – no login required, no data recorded, student can use link for 14 days (free)

Hyperplay Link – sign in required, graded and recorded data, link does not expire (paid)

Hide Cards – great for differentiation

Custom Play Setting – allow/disallow multiple plays



BOOM LEARNING

BOOM DISCLOSURES:

To use Boom Cards, you **must** be connected to the internet.

Boom Cards play on modern browsers (Chrome, Safari, Firefox, and Edge).

Apps are available for Android, iPads, iPhones, and Kindle Fires.

For security and privacy, adults must have a Boom Learning account to use and assign Boom Cards.

You will be able to assign the Boom Cards you are buying with "Fast Pins,"
(play provides instant feedback for self-grading Boom Cards)

Fast Play is always a free way for students to engage with Boom Cards™ decks.

For additional assignment options you'll need a premium account.

If you are new to Boom Learning, you will be offered a free trial of the premium account.

Click [here](#) for details.




TRY IT OUT

[Click here to preview the Boom Learning experience!](#)

SCAVENGER HUNTS

INCLUDES

- Classroom Hunt
- School Hunt
- Picture + Word




RECIPES

INCLUDES

- Apple Nachos
- Yogurt Muffins
- Mini Sandwiches
- Cereal Trail Mix

Apple Nachos

1 Wash apple



2 Cut into



3




4




Mini Sandwich

1



Cut bread into bite

2



Cut cheese and
bite size pieces

3



Built sandwich
high by alter
most

TEACHER REVIEWS

"SUCH A LIFESAVER RESOURCE! As a new teacher, this walks me through how to teach the routines and activities that my students will need to have down in order to be successful in the classroom. I would buy this 100 times over!"

- Kylie B


ALL ABOUT ME

That's me!



THE FIRST 10 DAYS PLANS

DAY 1	Day 2	Day 3	Day 4	Day 5	Day 6	Day 7	Day 8	Day 9	Day 10
Social Story: Saying Hello	Social Story: Riding the Bus	Social Story: Walking in the Hall	Social Story: The Playground	Social Story: Washing my Hands	Social Story: Manners in the Cafeteria	Social Story: Fire Drill	Social Story: Cooking in the Classroom	Social Story: Asking for help	Social Story: Asking for help
All About Me Book Day 3	All About Me Book Day 4	All About Me Book Day 5	All About Me Book Day 6	All About Me Book Day 7	All About Me Book Day 8	All About Me Book Day 9	All About Me Book Day 10	All About Me Book Day 11	All About Me Book Day 12



CLASSROOM SETUP BUNDLE

NEED MORE BACK TO SCHOOL RESOURCES?

THE FIRST 10 DAYS CLASSROOM SCAVENGER HUNT COLOR CODED TOKEN BOARDS HOME/SCHOOL COMMUNICATION SHEETS

SCHOOL SENTENCES
Mini Sandwiches
WORDS
THE FIRST 10 DAYS PLANS
Riding the Bus
ALL ABOUT ME
My Token Board
My Token Board
My Token Board
My Token Board
DAILY NEWS
WEEKLY NEWS
Today: I was: I ate: Bathroom: I need:

SPECIAL ED
Classroom Set up Bundle

Simple Visual Schedules
Morning Meeting Real Pictures
Morning Message

to school
lunch today is
This week we are learning
Today

[CLICK HERE TO BUY THE BUNDLE](#)