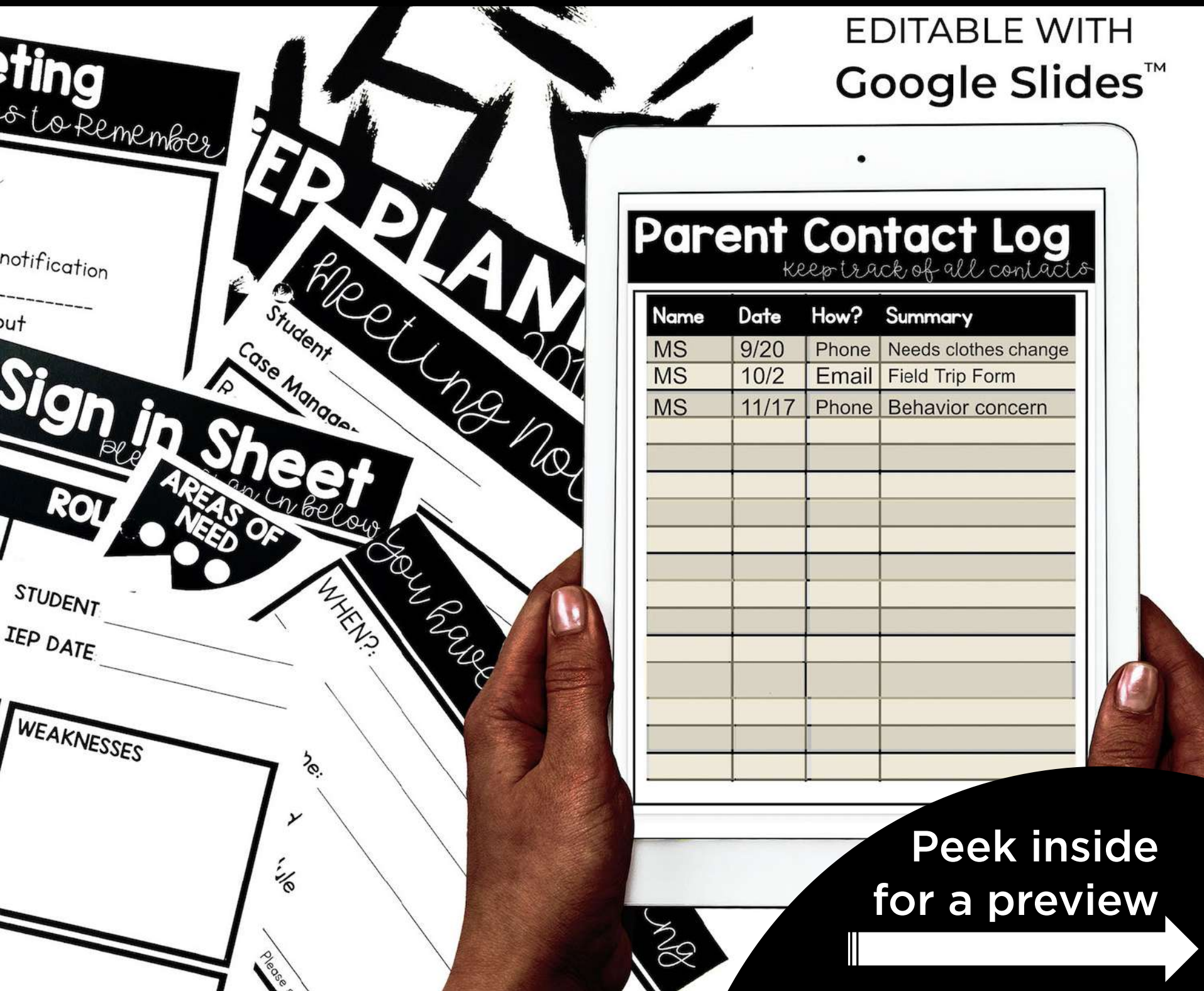


SIMPLE IEP PLANNING BINDER

FOR SPECIAL EDUCATION

EDITABLE WITH
Google Slides™



Parent Contact Log

keep track of all contacts

Name	Date	How?	Summary
MS	9/20	Phone	Needs clothes change
MS	10/2	Email	Field Trip Form
MS	11/17	Phone	Behavior concern

Peek inside
for a preview

SIMPLE IEP PLANNING

Planning for IEPs is a tough task.

Whether your IEPs are spread out through the year or your district has what they call “IEP seasons”, they always seem to come during busy times.

You KNOW these kids, but as teachers our minds are in a million places. **This resource will help you keep track of everything you wanted to include!**

IEP INPUT SURVEY

STUDENT: _____

IEP DATE: _____

Please answer with student strengths and concerns to help us write an IEP that reflects all concerns of the team- INCLUDING YOU! 😊

STRENGTHS What do you feel the student does really well?	WEAKNESSES What does the student need extra help with?
ACADEMIC What areas would you like us to focus more on? What are your biggest concerns?	
BEHAVIOR What would you like us to focus on? What are your biggest concerns?	SOCIAL What would you like us to focus on? What are your biggest concerns?

Continue on back as needed

© Simply Special Ed 2017

Parent Contact

You have an IEP meeting

WHEN?: _____

Student Name: _____

I can attend

Please reschedule

Please sign here and return

PRINT-AND-GO

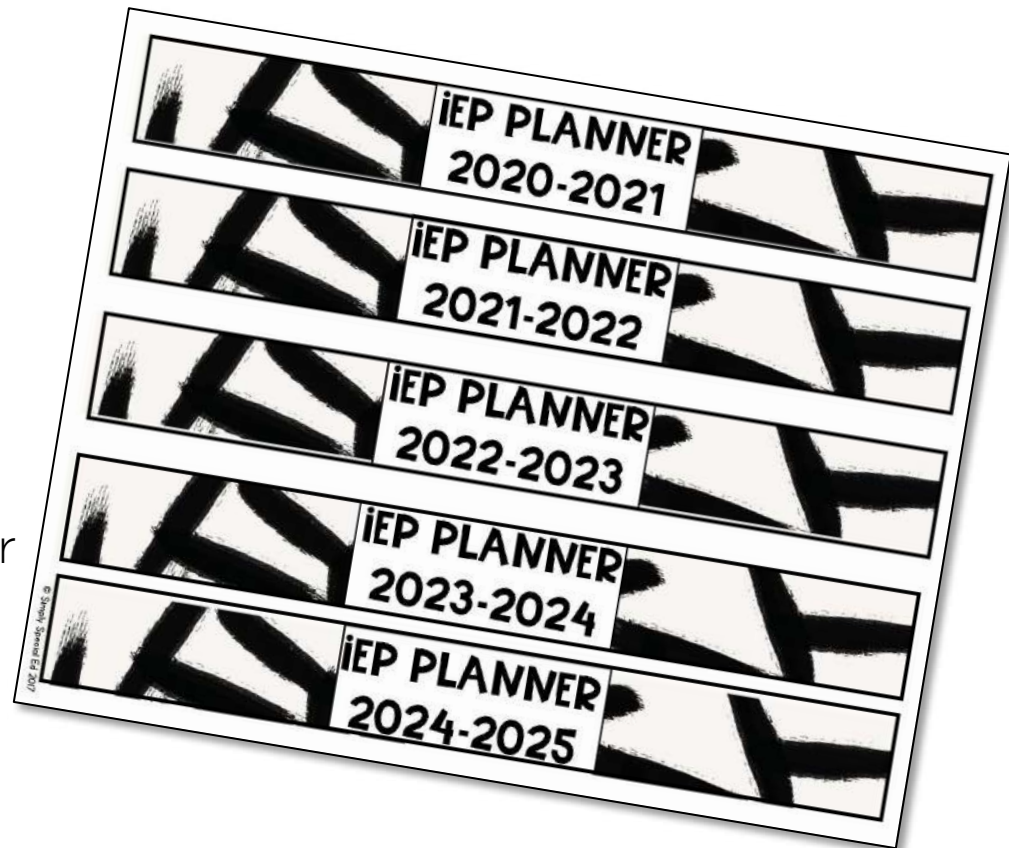
7 BLACK + WHITE THEMES

(Includes years 2020-2025)



PRINT-AND-GO VERSION INCLUDES:

- Student Profile
- IEP Reminder Sheets (2)
- Goal Planning Sheets (4)
- Areas of Need (2)
- Areas of Strength (2)
- Parent Survey
- Team Input Survey
- IEP Team Contact Sheet
- IEP Team Contact Information
- IEP Sign-In Sheet
- IEP Meeting: Things to Remember
- Parent Contact Log
- IEP Quick Goals
- IEP at a Glance (4)
- Meeting Notes



DIGITAL

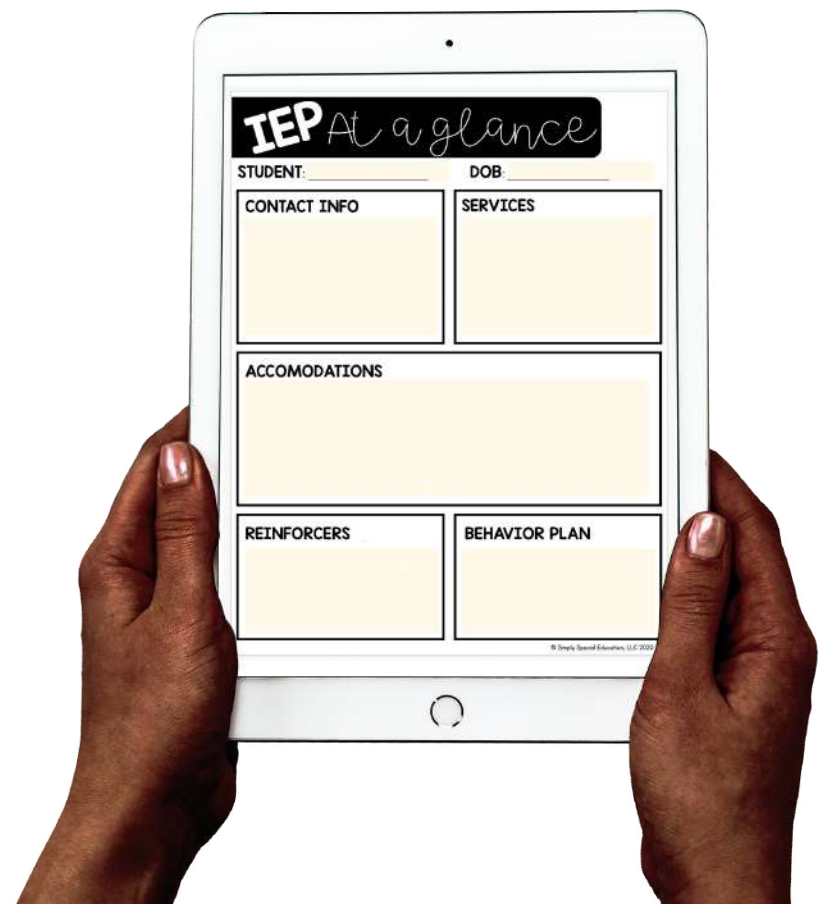
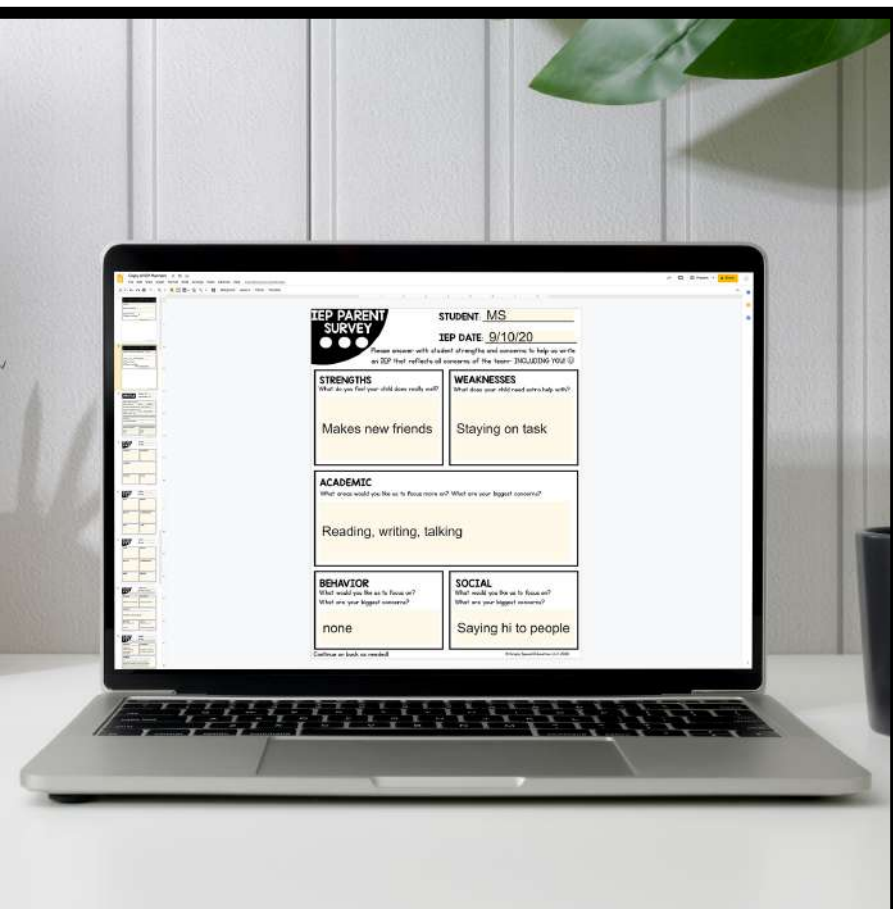
The **Digital IEP Planner** allows you to go paperless!
Perfect for distance IEP meetings.

Edit pages, share with the IEP Team, & collect responses through Google Forms™.

All IEP Planner pages are editable in Google Slides™

Download as a full binder or download separately
to share and send to others on the IEP Team.

Directions for use and editing tips included.



GOOGLE SLIDES™ + GOOGLE FORMS™

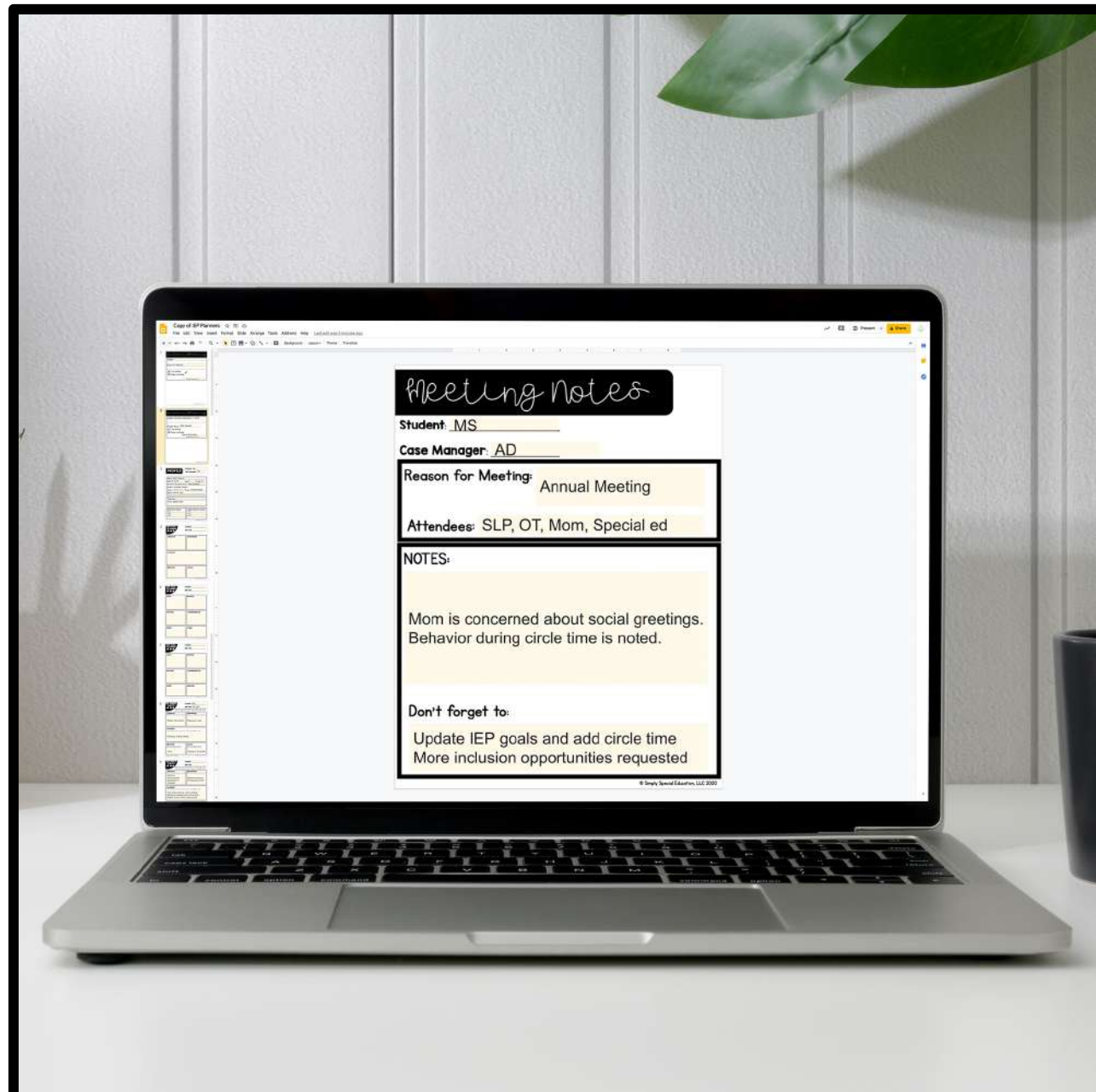
The digital version includes editable Google Slides™ and allows you to send Google Forms™ to the IEP team.

Google Slides™

- All Documents
- Covers + Spines
- Meeting Reminders
- Student Profile
- IEP Goal Planner
- Parent Survey
- IEP Input Survey
- Areas of Need
- Areas of Strength
- IEP Team
- Digital Sign-In Sheet
- IEP Meeting Checklist
- Parent Contact Log
- IEP Quick Goals
- IEP At a Glance
- Meeting Notes

Google Forms™

- Meeting Reminder
- Parent Survey
- IEP Input Survey



EDIT ON GOOGLE SLIDES™

INCLUDES

Instructions for adding to your Google drive
Direct copy link to add to your drive

HOW DOES IT WORK?

You must have access to Google Slides™ to use the digital version of this resource.
Direct link included to copy + save to your Google drive.

IEP GOAL PLANNER

STUDENT: _____
IEP DATE: _____

STRENGTHS	WEAKNESSES

ACADEMIC

BEHAVIOR	SOCIAL

© Simply Special Education, LLC 2020

IEP TEAM
Contact Information

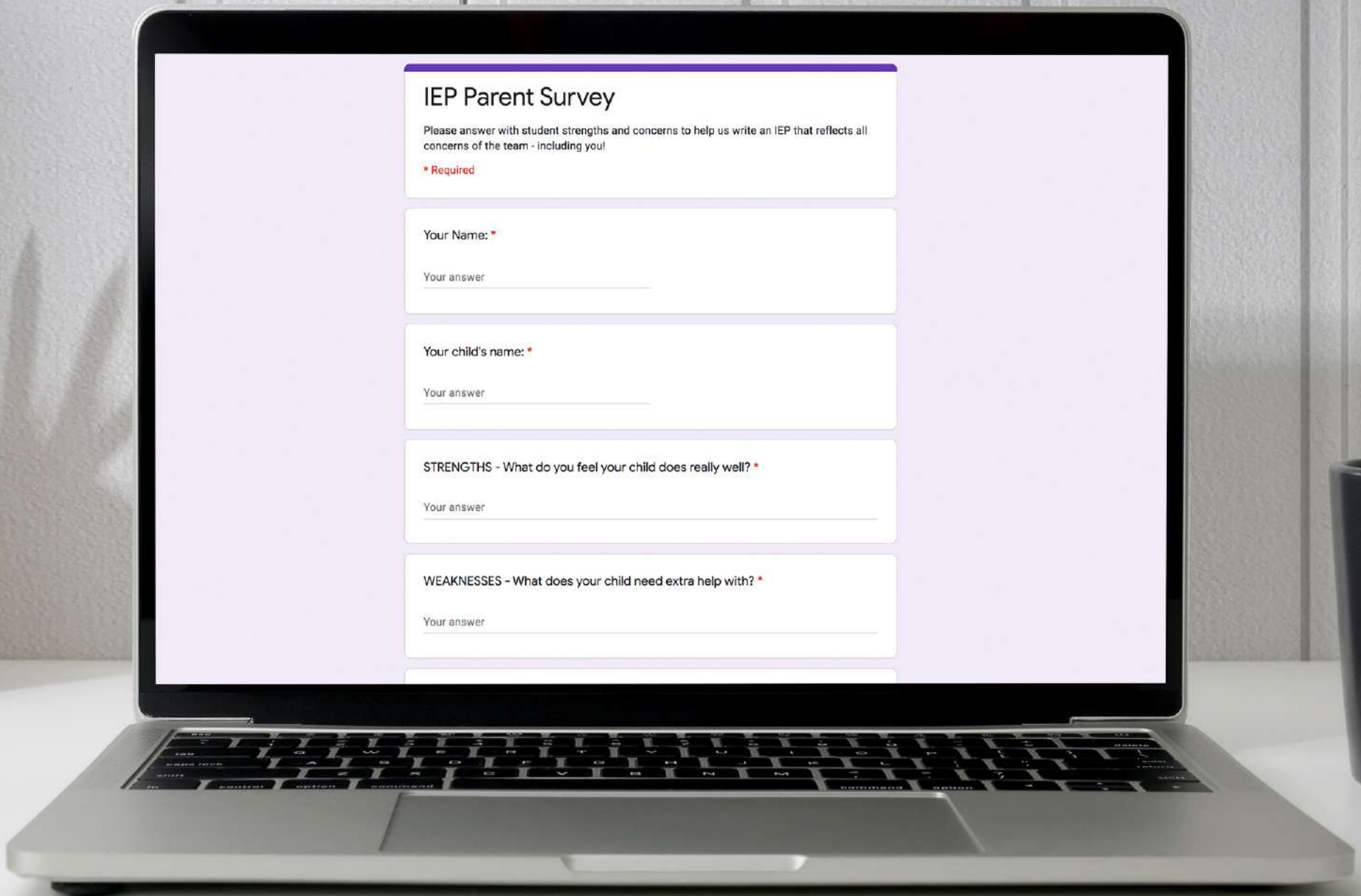
NAME	ROLE	CONTACT
Miss. Alyssa	Teacher	email
MR. B	SLP	Phone
Miss O	OT	email
Alex Steward	Mom	phone

© Simply Special Education, LLC 2020

SHARE USING GOOGLE FORMS™

HOW DOES IT WORK?

Collect and share information with the IEP Team by easily sharing a Google Form™ for Meeting Reminders, Parent Survey, or IEP Input Survey.



The image shows a laptop screen displaying a Google Form titled "IEP Parent Survey". The form is set against a light purple background. The title "IEP Parent Survey" is at the top in a bold, black font. Below the title, there is a paragraph of text: "Please answer with student strengths and concerns to help us write an IEP that reflects all concerns of the team - including you!". A red asterisk followed by the word "Required" is positioned below the introductory text. The form contains five text input fields, each with a label and a red asterisk indicating it is required. The labels are: "Your Name:", "Your child's name:", "STRENGTHS - What do you feel your child does really well?", "WEAKNESSES - What does your child need extra help with?", and "Your answer". Each input field has a horizontal line for text entry. The laptop is silver and is placed on a white surface. A dark blue cup is partially visible on the right side of the frame.

IEP Parent Survey

Please answer with student strengths and concerns to help us write an IEP that reflects all concerns of the team - including you!

* Required

Your Name: *

Your answer

Your child's name: *

Your answer

STRENGTHS - What do you feel your child does really well? *

Your answer

WEAKNESSES - What does your child need extra help with? *

Your answer