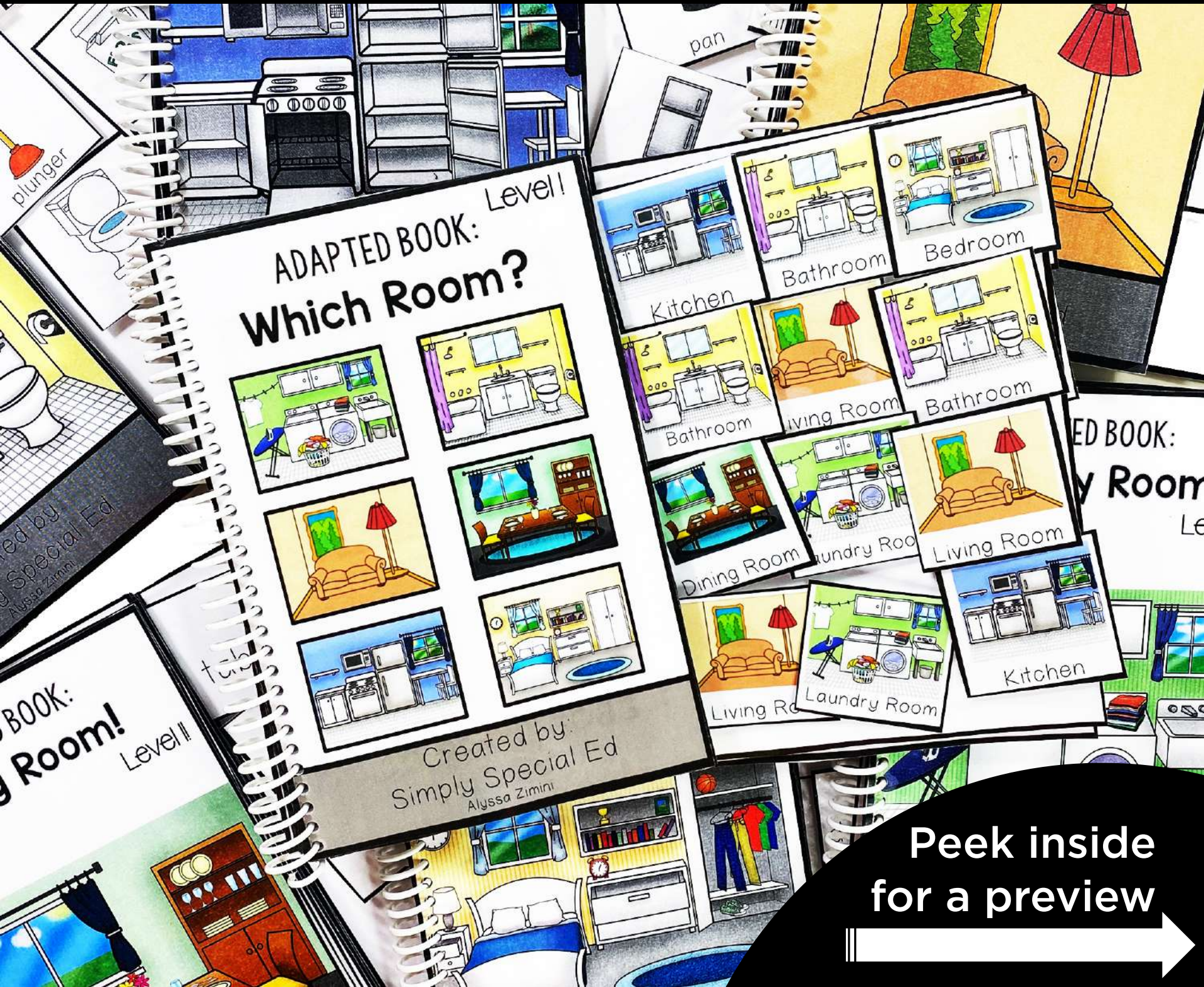


LIFE SKILLS: WHICH ROOM?

ADAPTED BOOKS



Peek inside
for a preview



INCLUDES 6 ROOMS

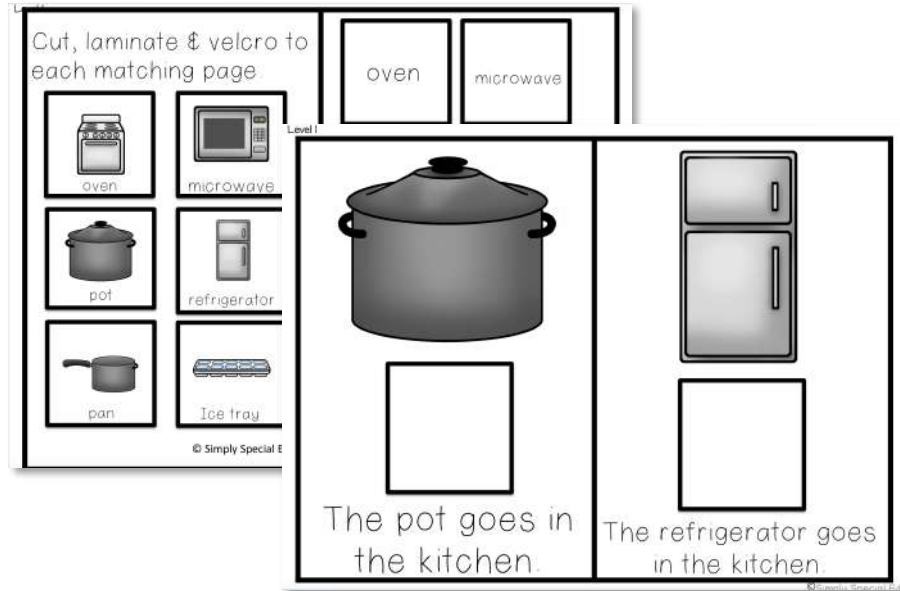
INCLUDES 7 ADAPTED BOOKS:

- Living Room
- Bathroom
- Bedroom
- Dining Room
- Kitchen
- Laundry Room
- Living Room
- "Which Room?" (mix of the rooms)

*INCLUDES ROOM SORTING ACTIVITY




EASY PREP!




PRINT

CUT + LAMINATE




SORTING ACTIVITY

Dining Room



Bedroom




©Simply Special Ed

This activity sheet is designed for sorting items into two categories: Dining Room and Bedroom. The Dining Room section includes a central illustration of a dining table with chairs and a window, and a vertical column of four boxes containing a bed, a microwave, a stack of plates, and a blank space. The Bedroom section includes a central illustration of a bedroom with a bed, dresser, and window, and a horizontal row of four boxes containing a laundry basket, an iron, a detergent bottle, and a roll of paper. Below the bedroom illustration is a row of four empty boxes for sorting.

SHARE ON SOCIAL!

Have pics of Simply Special Ed resources in your classroom?
Share your work on Facebook and Instagram!



tag @simplyspecial
use #simplyspecial

NEED PRINT + DIGITAL?
SAVE WITH THE BUNDLE!

WHICH ROOM? ADAPTED BOOKS

 **PRINT + DIGITAL BUNDLE**

7 PRINTABLE + 7 DIGITAL
LIFE SKILLS ADAPTED BOOKS



Examples of adapted book pages:

- Refrigerator: The refrigerator goes in the kitchen.
- Laundry Room: Where does the hamper go?
- Bed: The bed is in the bedroom.
- Alarm Clock, dresser, trophy
- Ice tray, pot, microwave
- Plunger, toilet, floor, conditioner
- ADAPTED BOOK: Kitchen! Level

Tablet screen content:

Adapted Book: Which Room?

GO

By: Simply Special Ed

[CLICK HERE](#)