

DIGITAL REAL PICTURES

SAFETY SIGNS BUNDLE

3

LEVELS

INTERACTIVE PDF +  Hosted at boomlearning

FOR TABLETS, PHONES, COMPUTERS + MORE

ERRORLESS SAFETY SIGNS

DIGITAL



BASIC SAFETY SIGNS

DIGITAL



ADVANCED SAFETY SIGNS

DIGITAL



Touch the match.




© Simply Special Education, LLC 2020

Peek inside
for a preview

INCLUDES 6 DECKS

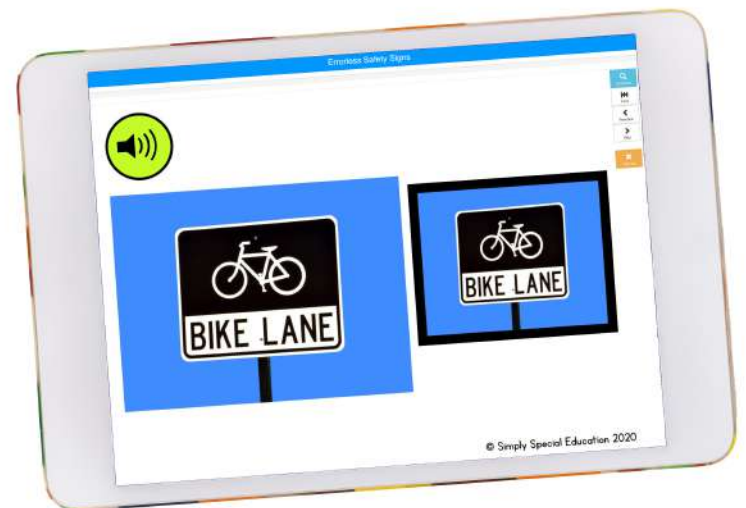
INTERACTIVE PDFs INCLUDED:

Digital Errorless Safety Signs
Digital Basic Safety Signs
Digital Advanced Safety Signs



BOOM CARDS™ DECKS INCLUDED:

Boom Cards™ Errorless Safety Signs
Boom Cards™ Basic Safety Signs
Boom Cards™ Advanced Safety Signs



3 LEVELS

3 LEVELS

Errorless: picture to picture from field of 1

Basic: picture to picture from field of 2

Advanced: picture to word from field of 2

EACH LEVEL INCLUDES:

Interactive PDF + Boom Cards™ Access

30 Task Cards for each


Self correcting reinforcement

Boom Cards™ include sounds and audio prompts

Advanced Boom Cards™ deck includes optional audio to read aloud word choices

(Interactive PDF does not have sound)

ERRORLESS



BASIC



ADVANCED



ERRORLESS LEARNING

What is Errorless Learning?

Errorless learning is an instructional strategy that allows children to practice skills with confidence. Errorless learning ensures that students are always responding correctly, building their confidence and increasing their knowledge at the same time. Errorless choices on worksheets or hands on tasks reduces the need to prompt a student verbally, and therefore reduces the chance of a student relying on your prompts!



ERRORLESS SAFETY SIGNS

INCLUDES:

30 ERRORLESS Interactive Task Cards

Identical errorless matching activity for real pictures of safety signs. This is a functional sight word activity perfect for life skills classrooms beginning learners.

2 User-Friendly Options

Download the PDF file or
Access the Boom Cards™ deck

Signs Included:

Private Property	Stop
Fire Extinguisher	Crosswalk
Wrong Way	Hospital
Beware of Dog	Open
Restroom	Dead End
Quiet Zone	Poison
Road Closed	Exit
Bike Lane	Fragile
One Way	



BASIC SAFETY SIGNS

INCLUDES:

30 BASIC Interactive Task Cards

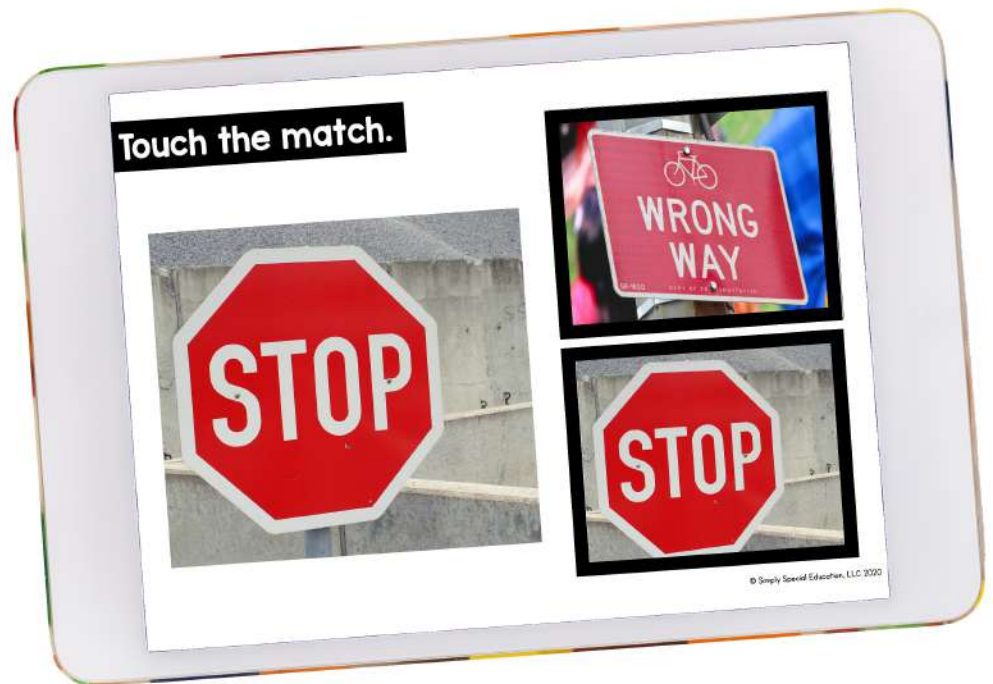
Matching activity for real pictures of safety signs from field of 2.

2 User-Friendly Options

Download the PDF file or
Access the Boom Cards™ deck

Signs Included:

Private Property	Stop
Fire Extinguisher	Crosswalk
Wrong Way	Hospital
Beware of Dog	Open
Restroom	Dead End
Quiet Zone	Poison
Road Closed	Exit
Bike Lane	Fragile
One Way	



ADVANCED SAFETY SIGNS

INCLUDES:

30 ADVANCED Interactive Task Cards

Matching activity for real pictures of safety signs to word from field of 2.

2 User-Friendly Options

Download the PDF file or
Access the Boom Cards™ deck

Signs Included:

Private Property	Stop
Fire Extinguisher	Crosswalk
Wrong Way	Hospital
Beware of Dog	Open
Restroom	Dead End
Quiet Zone	Poison
Road Closed	Exit
Bike Lane	Fragile
One Way	



HOW TO USE PDF

Open on an iPad:

- Download the PDF File
- Select "Open in iBooks"
- Save the PDF to iBooks
- Select the PDF
- Start Interacting!




Open on an iPhone:

- Download the PDF file
- Click "open with" or "more"
- Select "Copy to Books"
- File will open
- Save to Books
- Start Interacting!



Open on a Computer:

- Download the PDF file
- Open the file using Adobe Acrobat, iBooks, or your favorite PDF reader
- Start Interacting!




This resource can be used on any device with a PDF reader (like Adobe). This includes laptops, smartboards, iPads, iPhones, tablets, Chromebooks, etc. Most devices allow use within any internet browser like Chrome or Safari. Specific steps may vary depending on device iOS.

SELF CORRECTING

Each question includes interactive right and wrong answer screens.

Correct answer? Yay! Move on!

Wrong answer? Uh Oh! That's ok. Go back and try again.



PDF & BOOM CARDS

What is the difference between an interactive PDF and Boom Cards?

Interactive PDF:

Click to answer

No internet required, can be used offline

Immediate feedback given

Self correcting (can't move on until correct)

Can be used on any device with a free PDF reader

Can be uploaded to secure online teaching platforms that are password protected

Can be emailed to parents to access for at home learning

No data recorded

No sound

Boom Cards:

Click to answer

Internet required

Can use in app or web browser

Immediate feedback given

Questions can be read aloud to student

Self correcting (can't move on until correct)

Can be used on any modern device with internet access

Data is recorded and teacher can view immediately

Can differentiate by assigning different decks to different students

Students do not need login to play, but you receive data if they do login

Free for students and teachers to join

More questions about Boom? Click [here](#).



BOOM LEARNING

BOOM LEARNING VERSION INCLUDES:

Learning Level: **ERRORLESS, BASIC, ADVANCED**

Each Boom Cards™ deck has **30 questions** that randomize each play

Self correcting slides give a sound cue for right or wrong answers

Slides include audio prompts.

Errorless Safety Signs audio prompt: "Touch the match."

Basic Safety Signs audio prompt: "Touch the match."

Advanced Safety Signs audio prompt: "What sign is this?"

ABOUT BOOM:

Teachers can assign the deck to students and view data.

Teachers can hide cards and choose the amount of cards assigned for each play.
Great for differentiation!

Boom shows a max of 25 cards per play.

(30 unique cards in this deck provides variety for your students for each play!)



BOOM FAQ

How do I access the boom cards?

Click the link that says, “Click here to access your new Boom Cards™ deck!” in the *ACCESS BOOM PDF* included with your purchase download. Boom will prompt you with the rest.

How do I send to students?

When you make a teacher account you will make a classroom page. You will add students to the classroom and set their login information. Then you share that with the student. Once you have the students in your “classroom” you can assign them decks based on the student’s ability and needs. You can watch a video tutorial [here](#).

Is the order of cards the same every time?

The order will be randomized each time the student opens a Boom Cards™ deck.

Can I upload to Google Classroom? You would use a Fast Pin to send students a link to the deck that would open without login.

You can learn more about using Boom in Google Classroom [here](#).

Why do my Fast Pin links expire?

Fast Pins are links that allow students to click and start playing without logging in. Fast Pins expire in 14 days and do not give you student data. To get data and links that do not expire add your students to your classroom and assign the Boom Cards™ decks.

Do I need a paid account?

You can always use Boom for free and get student reporting for up to 5 students. For more students and the ability to assign hyperlinks that do not expire you will need a paid account.

What are custom play settings?

Custom play settings allow the teacher to decide if they want to show students the correct/incorrect answers or allow for multiple plays. You can also decide how many cards will be in a Boom Cards™ deck for the student each time they play.

How do I select the amount of cards a student plays?

In your library, you can click the blue arrow to select custom play settings on a Boom Cards™ deck.

Can I print Boom Cards? You can print Boom cards for personal classroom use only, but they are created with digital in mind.

How do I differentiate boom cards? In your library, you can use the hide card option if there are cards that are too hard, too easy, or that you simply do not want to include at this time. This allows you to differentiate.

JOIN BOOM [HERE](#).

COMMON BOOM PHRASES:

Boom Cards™ Deck – digital flip card set

Fast Pin – no login required, no data recorded, student can use link for 14 days (free)

Hyperplay Link – sign in required, graded and recorded data, link does not expire (paid)

Hide Cards – great for differentiation

Custom Play Setting – allow/disallow multiple plays



BOOM LEARNING

BOOM DISCLOSURES:

To use Boom Cards, you **must** be connected to the internet.

Boom Cards play on modern browsers (Chrome, Safari, Firefox, and Edge).

Apps are available for Android, iPads, iPhones, and Kindle Fires.

For security and privacy, adults must have a Boom Learning account to use and assign Boom Cards.

You will be able to assign the Boom Cards you are buying with "Fast Pins,"
(play provides instant feedback for self-grading Boom Cards)

Fast Play is always a free way for students to engage with Boom Cards™ decks.

For additional assignment options you'll need a premium account.

If you are new to Boom Learning, you will be offered a free trial of the premium account.

Click [here](#) for details.



TRY IT OUT

[Click here to preview the Boom Learning experience!](#)

DIGITAL REVIEWS



Product: Digital WH Questions

Review: Awesome distance learning resource to help maintain and access student ability to answer WH questions.

- Shelby G



Product: Digital Sentence Comprehension

Review: Thank you! These are great for my students to use from home and I can still monitor their progress with comprehension!

- Krista P



WANT MORE DIGITAL RESOURCES?

WH
QUESTIONS



SENTENCE
COMPREHENSION



INTERACTIVE
COINS

